

PLATINA
CBS - Combined Braking System



**THE WORLD'S
FAVOURITE
INDIAN**

PLATINA
CBS - Combined Braking System

Bajaj Auto Limited
Akurdi Pune 411 035 India
Tel +91 20 27472851
Fax +91 20 27407385
www.bajajauto.com
CIN L65993PN2007PLC130076

Spare Parts Catalogue



Notice

PLATINA

All information contained in this manual is based on the latest product information at the time of publication. Bajaj Auto Limited accepts no liability for any inaccuracies or omissions in this publication, although every possible care has been taken to make it as complete and accurate as possible. All procedures and specifications subject to change without prior notice. The right is reserved to make such changes at any time without prior notice and without incurring an obligation to make such changes to product manufactured previously. Contact your authorized Bajaj Dealer for the latest information on product improvements incorporated after this manual was issued.

DOC. NO.: 71112147

REV. 15, MAR. 19

Copy rights : All rights reserved. No part of this publication may be reproduced, stored in a retrieval system, Or transmitted in any form or by any means, electronic mechanical photocopying, recording or otherwise, without the prior written permission of Bajaj Auto LTD.

We have pleasure in presenting the Spare Parts Catalogue for 'PLATINA 100 ES & KS (CBS)' Motorcycle. This catalogue has been specially designed to assist you in selecting the correct parts for procurement to maintain 100% availability.

The Bajaj spares are subjected to the stringent quality control standards to ensure longer life of the vehicle. It is therefore necessary that only the Genuine Bajaj Spares are used.

In a continual effort to improve Performance and Efficiency of the vehicles, Specifications, Diagrams, Illustrations and Part Numbers can change without notice. Consequently, the description in this Spare Parts Catalogue cannot therefore be final and binding on us.

The modifications / alterations which are carried out after the issue of this catalogue, will be conveyed to you through our Service Circulars. You are requested to make necessary corrections in the Parts Catalogue as per the circulars so as to keep your catalogue up-to-date. This will ensure the appropriate and speedy delivery of the Spare Parts as the order placed will bear the latest part numbers.

In case, if you need any technical assistance contact the concerned Regional Office or write to us on the following address :

Bajaj Auto Limited
Service Department
Akurdi, Pune 411 035 India

Fax : 020-27407385

1. How to Read the Catalogue : Open the catalogue and from the pictorial index locate the group in which the part you want to find is present. Turn over to the concerned page number (as given by pictorial index). Now find out the figure of the part you wish to order. Write down the part number against that particular figure number from the text.

In case, if you have the part number and you need the other details, the part index can be used. The part index (at the end of the catalogue) will give you the figure and page number of the part you wish to order.

2. How to Order Spare Parts : The part number and the description of the part required should be invariably mentioned in the order as per the catalogue text.

The latest part number as conveyed through our service circulars should only appear on the order. In case of ordering painted components, colour shade of the components should be mentioned.

The quantity shown against the part number is the quantity per vehicle for that group so that particular quantity should be multiplied by the number of sets required.

3. Part Number System : We have used 8 digit system for part numbers. The model or hardware item is indicated by first two digits or alphanumeric, the next two or four digits indicate main group and the last four or two digits indicate serial number in main group or serial number or subgroup of fastener respectively. Thus the part numbers will be indicated by 2-2-4 or 2-4-2 digit system. Understanding this system will enable you to identify the spare parts easily.

4. Abbreviations : The following abbreviations are used in this catalogue.

Assly	Assembly	V	Volts
N.I.	Not illustrated	W	Watts
C'case	Crankcase	Accl.	Accelerator
Cyl	Cylinder	Comp.	Complete
O/s	Over size	Fr.	Front
RR	Rear	Std.	Standard
L	Length	A/t.	Alternate
R.H.	Right hand	L.H.	Left hand
Hex.	Hexagonal	AR	As required

Revision No. & Change Details

PLATINA

REV. NO., MM YY	PART NUMBER	SHORT DESCRIPTION	QTY.	SR. NO.	PAGE NO.	A: Add D: Delete C: Change	Reason for change
01 JAN 15	DG121040	Clamp	1	8	2	C	In place of DG121025
	LAJ00002	Stud	2	6	4	C	In place of JA511028
	39260801	O-Ring	1	4	4	C	Qty changed from 3 to 1
	PA521214	Snap Ring	2	6	10	C	Changed from JB521211
	JA551008	Washer Thrust	1	15	14	C	Changed from JA551208
	JA561002	Cam Drum Change	1	5	16	C	Changed from JD561002
	BF561219	Bolt	1	4	18	C	Changed from 39081715
	PA561207	Step Washer	1	7	18	D	Deleted
	39245304	Bolt	1	9	18	C	Changed from BF561219
	JA541011	Needle Roller Bearing	1	3	20	C	Changed from 39256220
	52JA0027	Stud	1	10	20	D	Deleted
	JA541235	Bolt	1	11	20	C	Changed serial no.
	JE541028	Pin	1	12	20	C	Changed serial no.
	59040038	Bolt Flanged	8	12	22	C	Change in qty.
	59040038	Bolt Flanged	9	2	30	C	Change in qty.
	PF541251	Gear Shift Label	1	9	30	C	Change in serial no.
	JD551400	Spacer Clutch Assly	1	11	32	D	Deleted
	JA551420	Washer Plain	1	12	32	C	Change in serial no.
	39100120	Bearing Ball	1	13	32	C	Change in serial no.
	JA531007	Nut Crankshaft	1	14	32	C	Change in serial no.
	JE551409	Washer	1	15	32	C	Change in serial no.
	PF581052	Tube Connecting	1	6	36	C	Changed from PF581050
	DG121040	Clip	1	11	36	C	Changed from DG121025
	DG121025	Clip	1	13	36	C	Changed from DG121040
	LAD00001	Bolt Flanged	3	3	46	C	Changed from LAD00002
	LAD00121	Bolt Flanged	1	4	46	C	Changed from LAD00001
	30181011	Nut Fork	1	2	48	C	Changed from DH181056
	39093915	Nut Hex	1	16	50	C	Changed from Jk122008
	KDCB0816	Washer Spring	2	6	52	C	Change in qty.

Revision No. & Change Details

PLATINA

REV. NO., MM YY	PART NUMBER	SHORT DESCRIPTION	QTY.	SR. NO.	PAGE NO.	A: Add D: Delete C: Change	Reason for change	
	KADF0625	Bolt Hex	4	2	54	C	Changed from LAD00113	
	KADF0610	Bolt Flanged	1	7	54	C	Changed from KADA0610	
	31151021	Coupling Rubber	4	6	62	C	Change in qty	
	PF151015	Handle Bar	1	2	66	C	Changed from Jz151070	
	DS141009	Cap Fuel Tank	1	1	72	C	Changed from Jz171004	
	JZ171829	Tube Fuel	1	10	72	C	Changed from JI171035	
	DU161119	Screw	2	10	74	A	Added	
	KBCC0514	Screw	1	5	78	A	Added	
	KADC0610	Bolt	2	3	80	C	Changed from 39150811	
	39150811	Washer	2	6	80	A	Added	
	KCGD0606	Nut Hex	5	7	86	C	Change in qty.	
	KADA0610	Bolt	2	18	86	C	Added	
	39106204	Bolt - Earing cable	1	18	88	A	Added	
	LAD00127	Bolt	1	19	88	A	Added	
	KADF0816	Bolt	4	2	92	C	Change in qty.	
	LAD00001	Bolt Flanged	1	3	92	D	Deleted	
	LCG00001	Nut Hex	1	4	92	D	Deleted	
	PF231413	Grab handle	1	9	92	D	Deleted	
	KACA0822	Bolt	4	10	92	C	Change in serial no.	
	PF111092	Cap Tube End	2	8	48	A		
	PF111096	Cap for Tube End	1	9	48	A		
	JZ111292	Frame Tape	1	10	48	A		
02 APR 15	PF111060	Frame Assembly	1	1	48	C	Changed from Pf111100	
	PF161013	Pipe Throttle	1	22	66	D	Deleted	
	PA621005	Gear Kick Pinion	1	7	26	C	Changed from Pf621004	
	---	---	--	--	--	--	Addition of KS & Silver colour parts	
03 JUN 16	30141039	Packing Fuel Cock	1	19	72	A		
		Platina Upgrade Models Parts added.						
04 JAN 17		BS IV + AHO Parts added						

Index

PLATINA

Plate No.	Description	Page No.
1	Cover Cylinder Head	2
2	SAI System	4
3	Cylinder Head	6
4	Valve	8
5	Camshaft / Tensioner	10
6	Cylinder and Piston	12
7	Crankshaft	14
8	Transmission	16
9	Change Drum / Shift Fork	18
10	Gear Change Mechanism	20
11	Engine Assly / Crankcase RH	22
12	Crankcase LH	24
13	Oil Pump	26
14	Kick Starter Mechanism	28
15	Cover Clutch	30 - 32
16	Cover Magneto	34
17	Clutch Assly	36 - 38
18	Carburettor Assembly	40
19	Air Cleaner Complete	42
20	EVAP Mechanism	44
21	Silencer Assly	46
22	Starter Assly	48
23	Magneto, C.D.I. & H.T. Coil	50 - 52
24	Seat Assly / Seat Lock	54
25	Engine Mountings	56
26	Frame and Frame Fitting	58
27	Swing Arm/Rear Shock Absorber	60
28	Foot Rest - Rider / Pillion	62 - 64
29	Mudguard- Front & Rear	66
30	Stand Assembly	68

Index

PLATINA

Plate No.	Description	Page No.
31	Tyre/ Tube / Rim (Alloy Wheel)	70
32	Tyre/ Tube / Rim (Spoke Wheel)	72
33	Front Hub (Alloy Wheel)	74 - 76
34	Front Hub (Spoke Wheel)	78
35	Rear Hub (Alloy Wheel)	80 - 82
36	Rear Hub (Spoke Wheel)	84
37	Rear Brake Pedal	86 - 88
38	CBS - Combined Braking System	90
39	Handle Bar Assly	92 - 94
40	Front Fork	96 - 98
41	Petrol Tank, Cap Tank & Gauge Fuel	100 - 102
42	Fittings - Side Cover & Cover Seat	104
43	Meter Assly	106
44	Meter Assembly - Platina 100 BS IV UG	108
45	Control Cables	110
46	Chain Case	112
47	Head Lamp & Fairing	114
48	Indicator Light Assly	116
49	Tail Lamp Assly / Front No. Plate	118
50	Electrical Equipments	120 - 122
51	Tool Kit	124
52	Accessories / Grab Handle	126
53	Painted Parts & Decals	128 - 132
54	Painted Parts & Decals - Platina 100 BS IV UG	134 - 136
55	Consumable Parts	138 - 140
	Kits List	141 - 148
	Part Index	149 - 166

Pictorial Index

PLATINA

PLATE NO. : 1 COVER CYLINDER HEAD	PAGE NO. 1
--------------------------------------	---------------




PLATE NO. : 2 SAI SYSTEM	PAGE NO. 3
-----------------------------	---------------

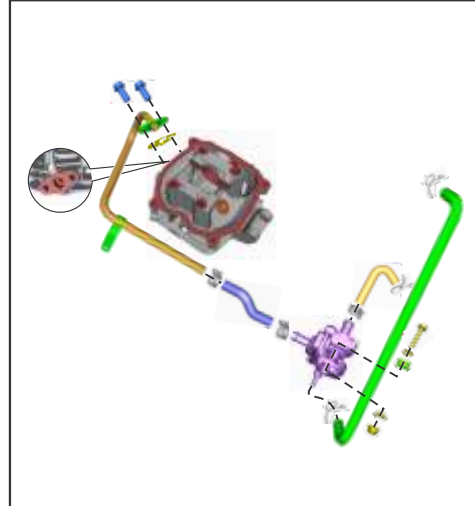


PLATE NO. : 3 CYLINDER HEAD	PAGE NO. 5
--------------------------------	---------------

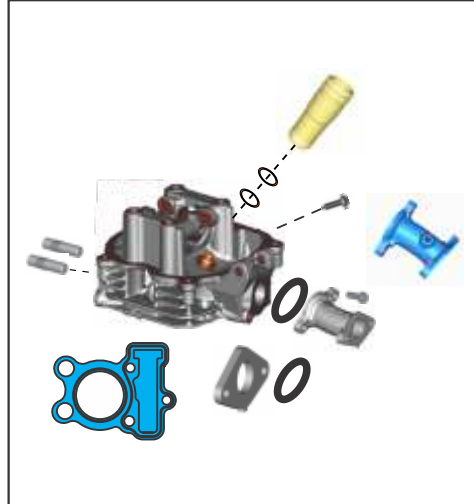
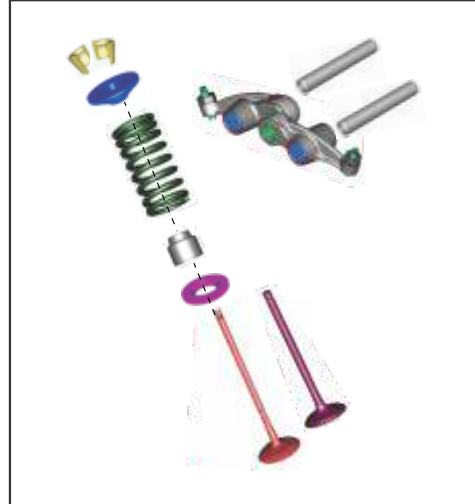


PLATE NO. : 4 VALVE	PAGE NO. 7
------------------------	---------------



Pictorial Index

PLATINA

PLATE NO. : 5 CAMSHAFT / TENSIONER	PAGE NO. 9
---------------------------------------	---------------




PLATE NO. : 6 CYLINDER & PISTON	PAGE NO. 11
------------------------------------	----------------

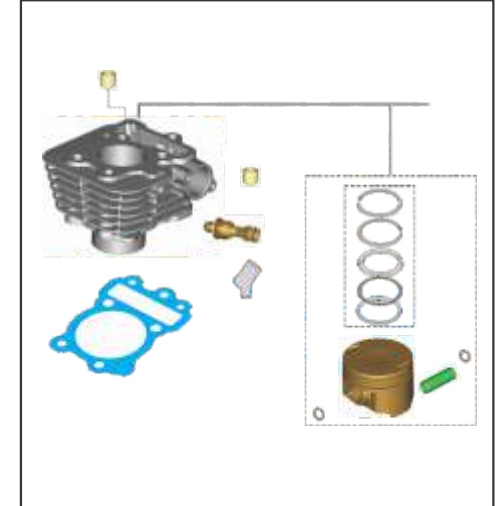


PLATE NO. : 7 CRANKSHAFT	PAGE NO. 13
-----------------------------	----------------

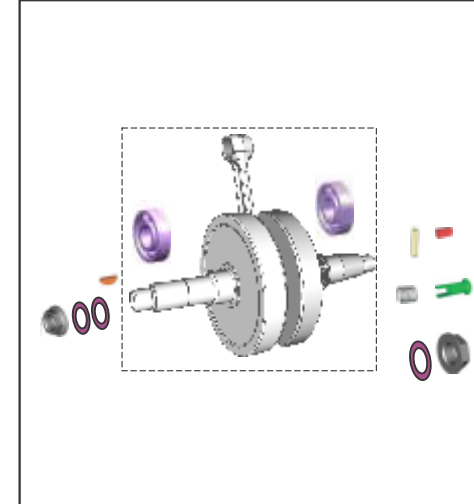



PLATE NO. : 8 TRANSMISSION	PAGE NO. 15
-------------------------------	----------------



Pictorial Index

PLATINA

PLATE NO. : 9
CHANGE DRUM / SHIFT FORK

PAGE NO.
17




PLATE NO. : 10
GEAR CHANGE MECHANISM

PAGE NO.
19

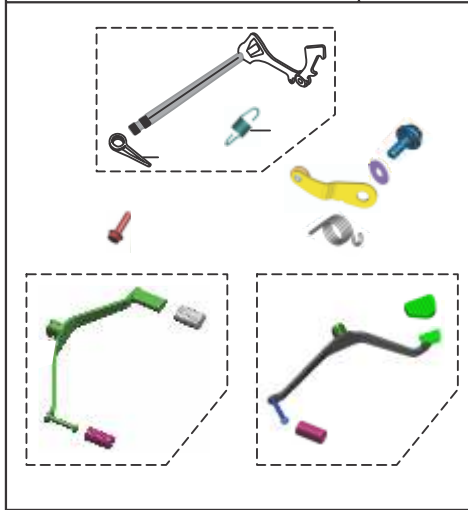


PLATE NO. : 11
ENGINE ASSLY & CRANKCASE RH

PAGE NO.
21

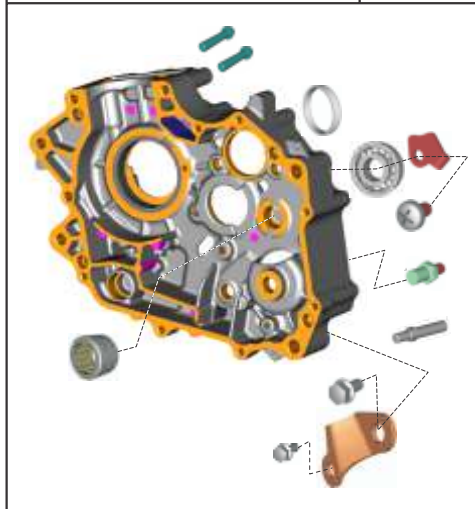
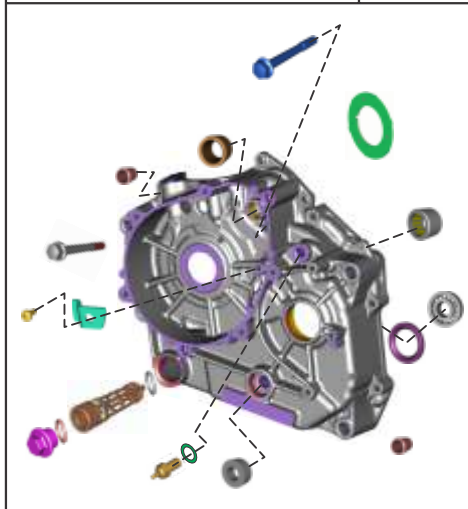


PLATE NO. : 12
CRANKCASE LH

PAGE NO.
23



Pictorial Index

PLATINA

PLATE NO. : 13
OIL PUMP

PAGE NO.
25

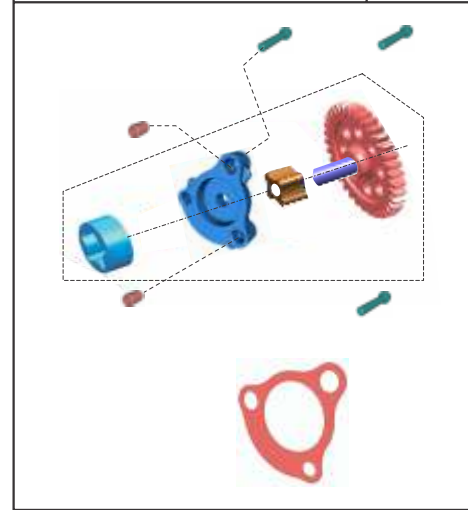


PLATE NO. : 14
KICK STARTER MECHANISM

PAGE NO.
27

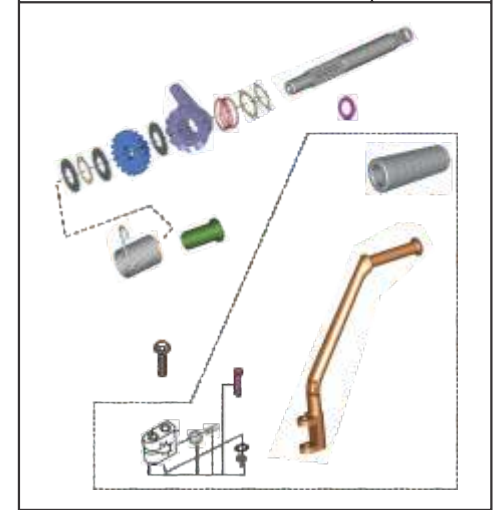


PLATE NO. : 15
COVER CLUTCH

PAGE NO.
29 - 31

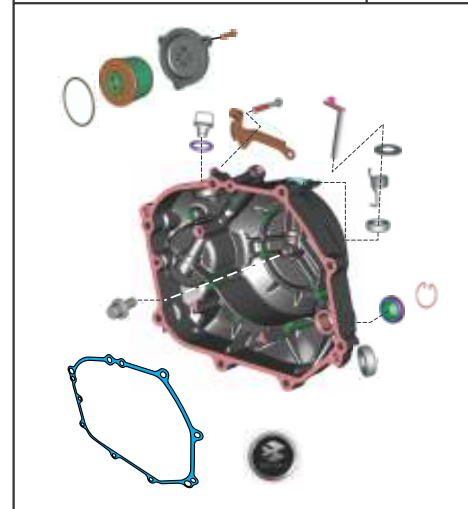
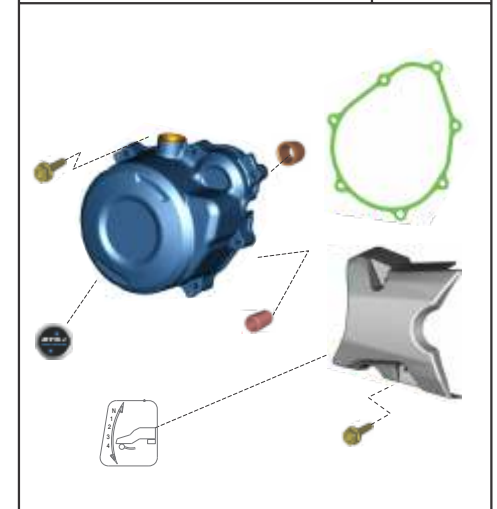


PLATE NO. : 16
COVER MAGNETO

PAGE NO.
33



Pictorial Index

PLATINA

PLATE NO. : 17
CLUTCH ASSLY

PAGE NO.
35 - 37

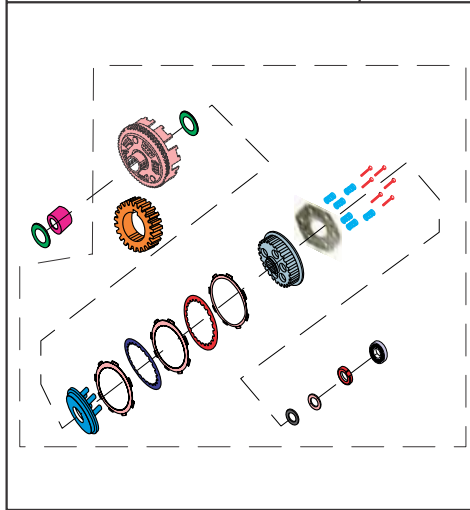


PLATE NO. : 18
CARBURETTOR

PAGE NO.
39

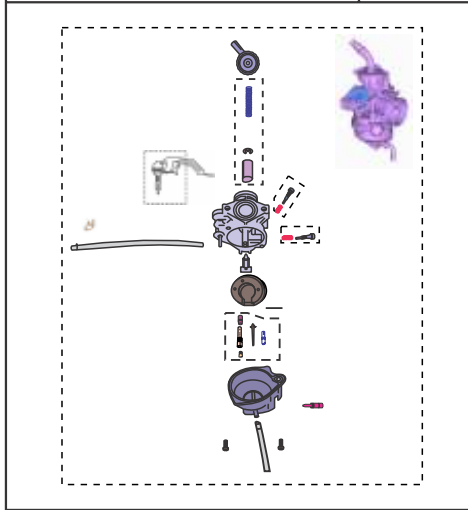


PLATE NO. : 19
AIR CLEANER COMPLETE

PAGE NO.
41

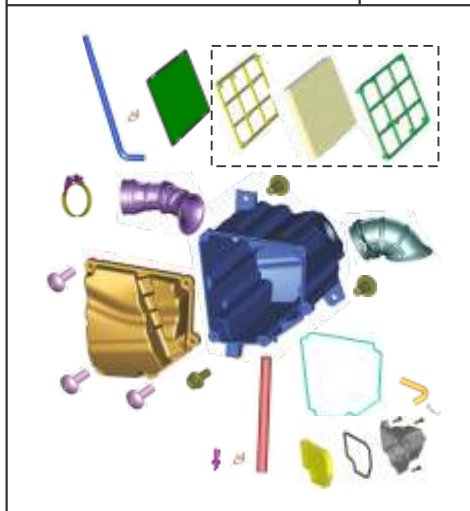
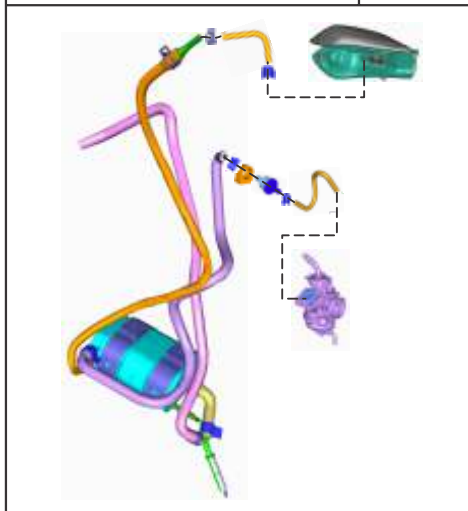


PLATE NO. : 20
EVAP MECHANISM

PAGE NO.
43



Pictorial Index

PLATINA

PLATE NO. : 21
SILENCER ASSLY

PAGE NO.
45

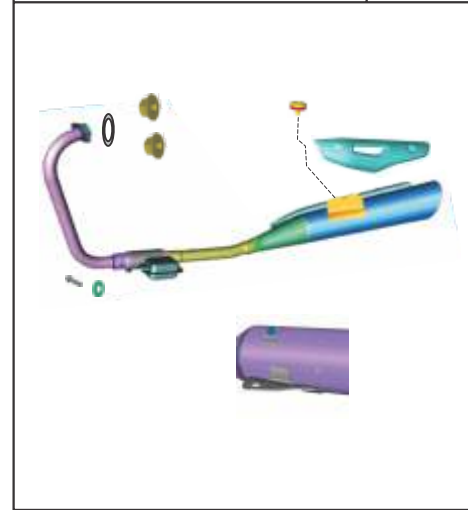


PLATE NO. : 22
STARTER ASSLY

PAGE NO.
47




PLATE NO. : 23
MAGNETO, C.D.I. & H.T. COIL

PAGE NO.
49 - 51

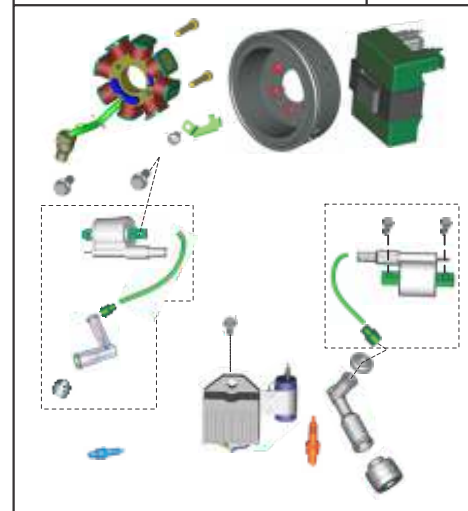
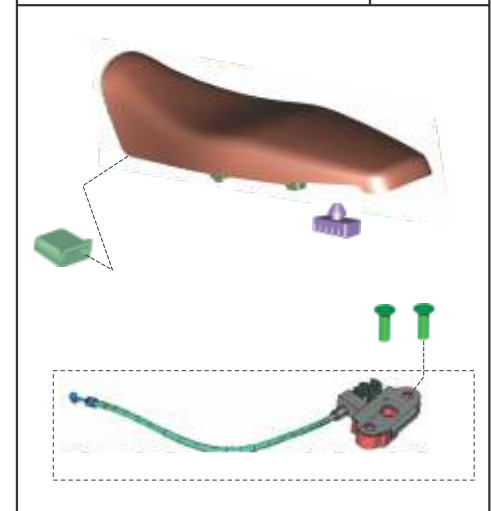


PLATE NO. : 24
SEAT ASSLY / SEAT LOCK

PAGE NO.
53



Pictorial Index

PLATINA


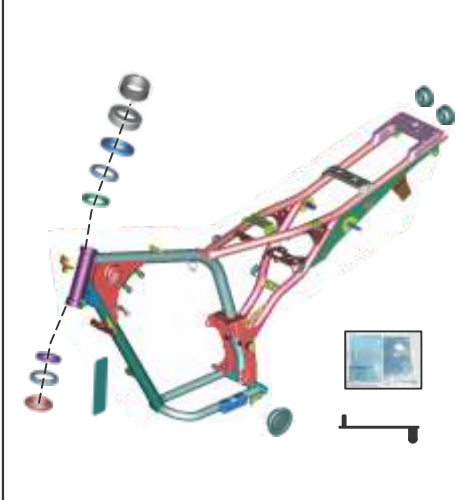
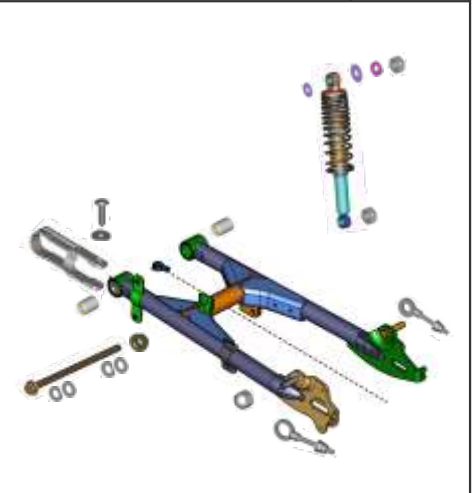
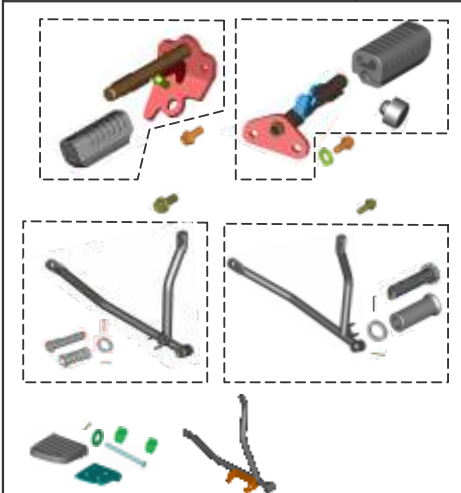
PLATE NO. : 25 ENGINE MOUNTINGS	PAGE NO. 55	PLATE NO. : 26 FRAME & FRAME FITTINGS	PAGE NO. 57
			

PLATE NO. : 27 SWING ARM/REAR SHOCK ABSORBER	PAGE NO. 59	PLATE NO. : 28 FOOT REST - RIDER / PILLION	PAGE NO. 61 - 63
			

Pictorial Index

PLATINA

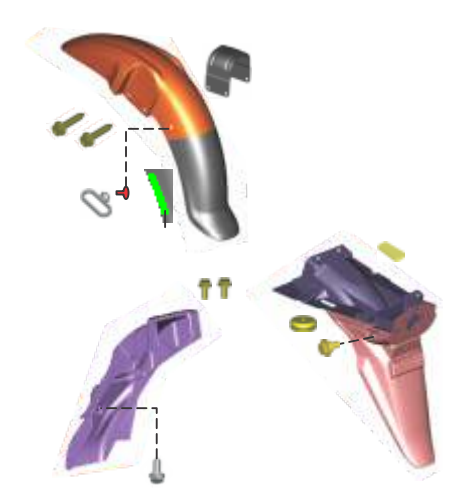


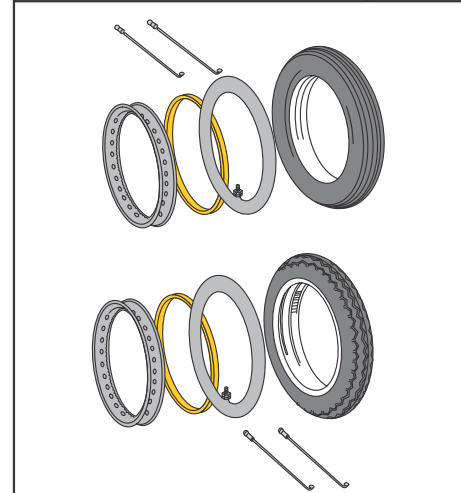
PLATE NO. : 29 MUDGUARD- FRONT & REAR	PAGE NO. 65	PLATE NO. : 30 STAND ASSEMBLY	PAGE NO. 67
			

PLATE NO. : 31 TYRE/ TUBE / RIM (Alloy Wheel)	PAGE NO. 69	PLATE NO. : 32 TYRE / TUBE / RIM (Spoke Wheel)	PAGE NO. 71
			

Pictorial Index

PLATINA

PLATE NO. : 33
FRONT HUB (Alloy Wheel)

PAGE NO.
73 - 75



PLATE NO. : 34
FRONT HUB (Spoke Wheel)

PAGE NO.
77

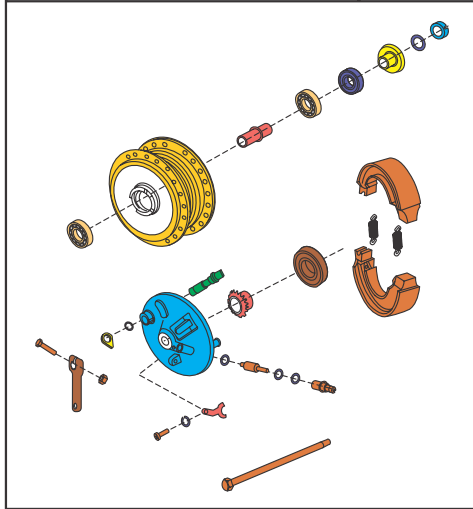


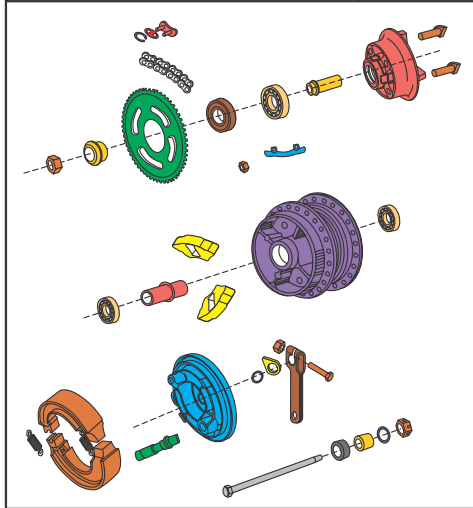
PLATE NO. : 35
REAR HUB (Alloy Wheel)

PAGE NO.
79 - 81



PLATE NO. : 36
REAR HUB (Spoke Wheel)

PAGE NO.
83



Pictorial Index

PLATINA

PLATE NO. : 37
REAR BRAKE PEDAL

PAGE NO.
85 - 87

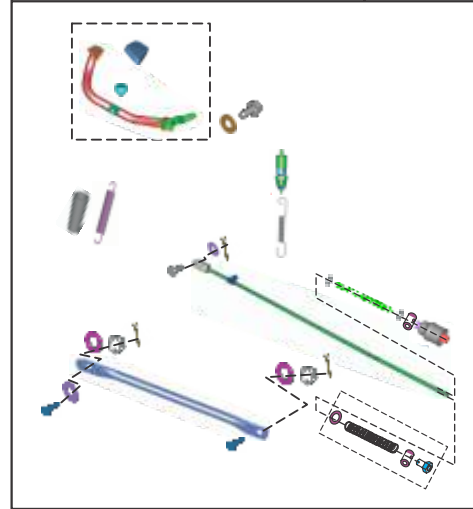


PLATE NO. : 38
CBS - COMBINED BRAKING SYSTEM

PAGE NO.
89

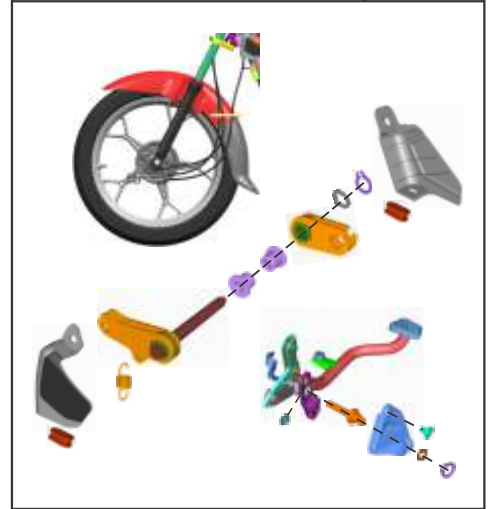


PLATE NO. : 39
HANDLE BAR ASSLY

PAGE NO.
91 - 93

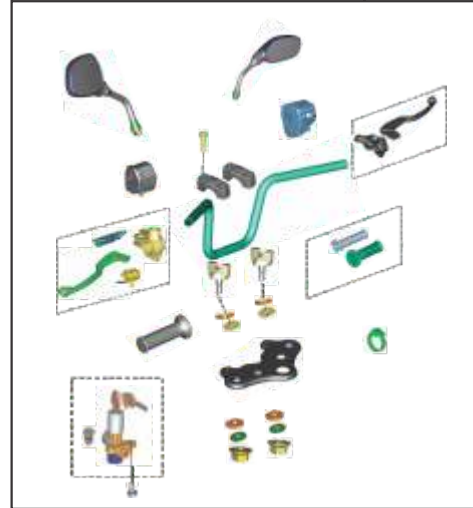
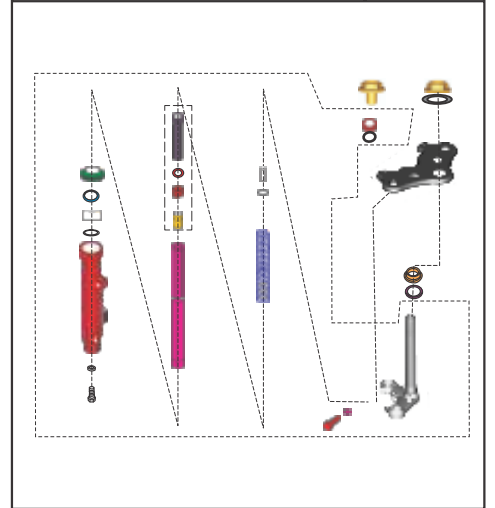


PLATE NO. : 40
FRONT FORK

PAGE NO.
95 - 97



Pictorial Index

PLATINA

PLATE NO. : 41 P.TANK, CAP TANK & GAUGE FUEL	PAGE NO. 99 - 101

PLATE NO. : 42 FITTINGS - SIDE COVERS & SEAT COWL	PAGE NO. 103

PLATE NO. : 43 METER ASSEMBLY	PAGE NO. 105

PLATE NO. : 44 METER ASSEMBLY - PLATINA 100 UG	PAGE NO. 107

Pictorial Index

PLATINA

PLATE NO. : 45 CONTROL CABLES	PAGE NO. 109

PLATE NO. : 46 CHAIN CASE	PAGE NO. 111

PLATE NO. : 47 HEAD LAMP & FAIRING	PAGE NO. 113

PLATE NO. : 48 INDICATOR LIGHT ASSEMBLY	PAGE NO. 115

Pictorial Index

PLATINA

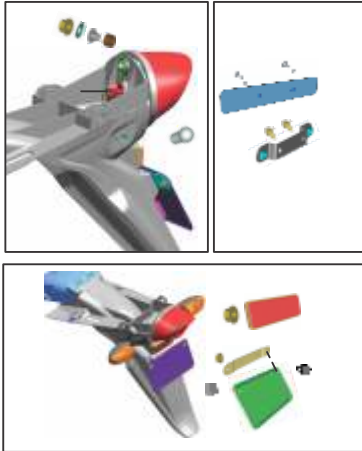
PLATE NO. : 49 TAIL LAMP ASSEMBLY / NUMBER PLATE	PAGE NO. 117
	

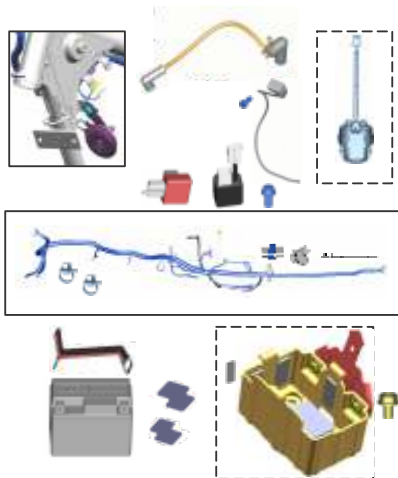
PLATE NO. : 50 ELECTRICAL EQUIPMENTS	PAGE NO. 119 - 121
	


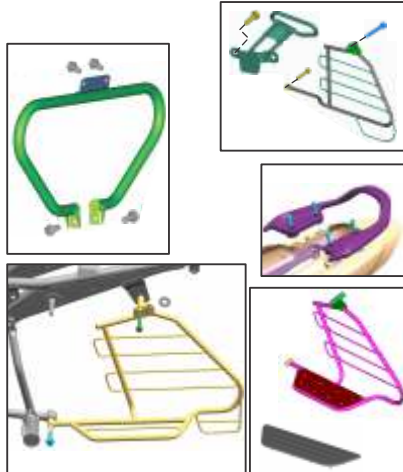
PLATE NO. : 51 TOOL KIT	PAGE NO. 123
	

PLATE NO. : 52 ACCESSORIES / GRAB HANDLE	PAGE NO. 125
	

Pictorial Index

PLATINA



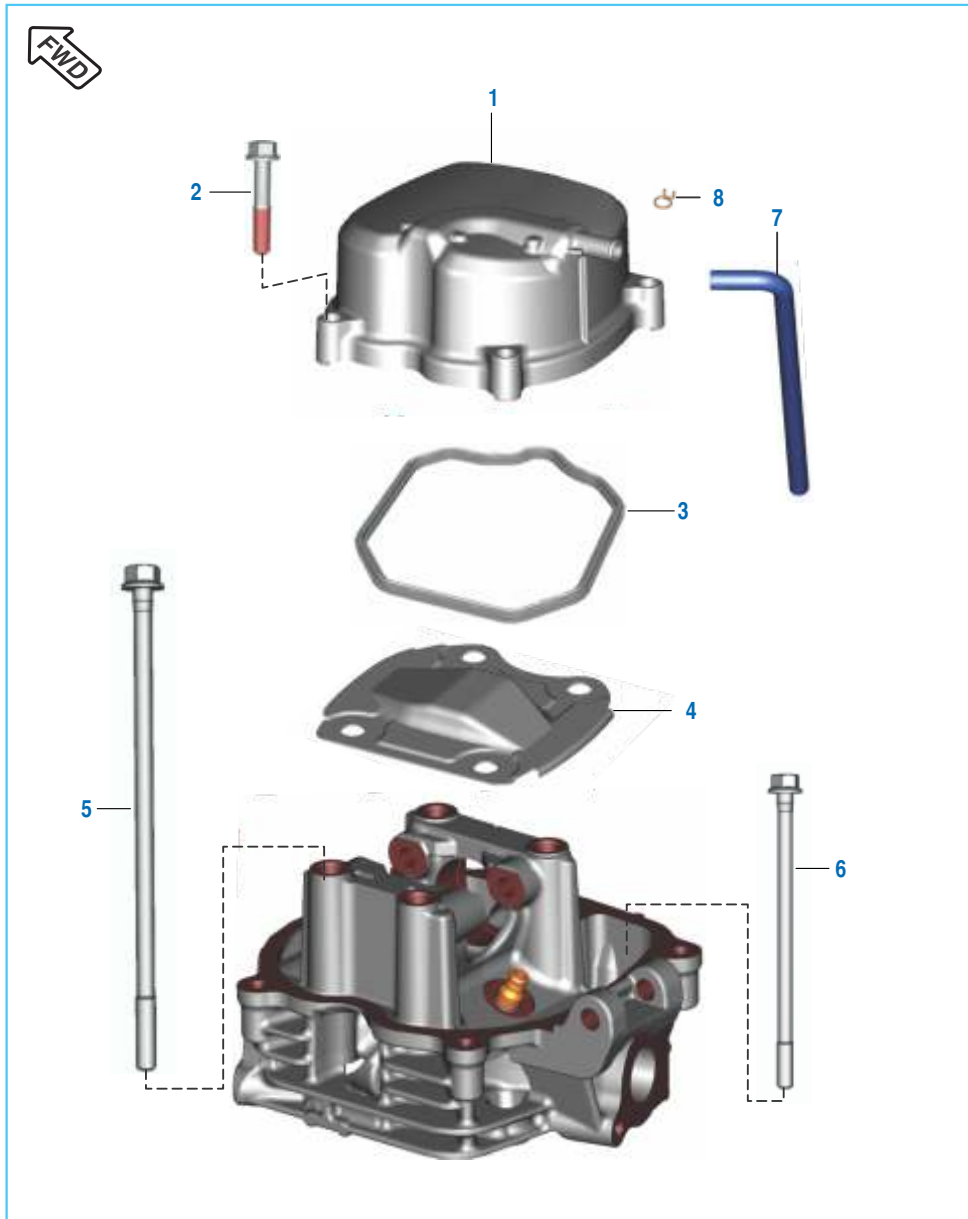
PLATE NO. : 53 PAINTED PARTS AND DECALS	PAGE NO. 127 - 131
	

PLATE NO. : 54 PAINTED PARTS AND DECALS - PLATINA 100 UG	PAGE NO. 133 - 135
	

PLATE NO. : 55 CONSUMABLE PARTS	PAGE NO. 137
	

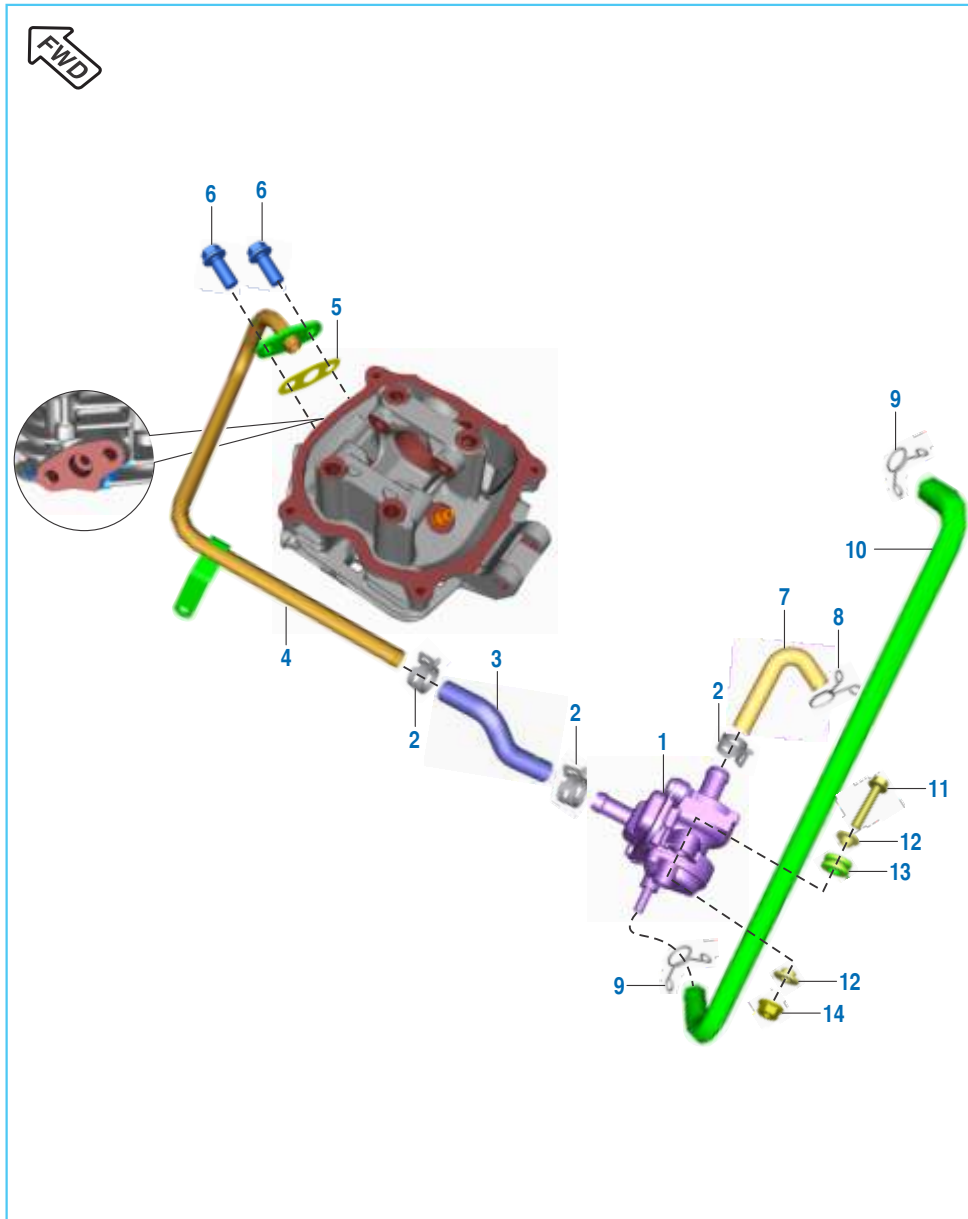
PLATE NO. : 55 CONSUMABLE PARTS	PAGE NO. 139
	

Cover Cylinder Head



No.	Part No.	Description	Qty.		Remarks
			(ES)	(KS)	
1	JV 5110 13	Cover Cylinder Head Complete	1	1	With Gasket
2	59 0400 38	Flanged Bolt	4	4	
3	JV 5110 12	Gasket Cylinder Head Cover	1	1	
4	JV 5110 11	Plate Cylinder Head	1	1	
5	JB 5110 11	Bolt Head Mounting	4	4	
6	JB 5110 15	Bolt Head Mtg	1	1	
7	PF 5810 47	Tube Breather	1	1	
8	DG 1210 40	Clamp	2	2	For CBS Model
	DP 1210 25	Clamp	2	2	

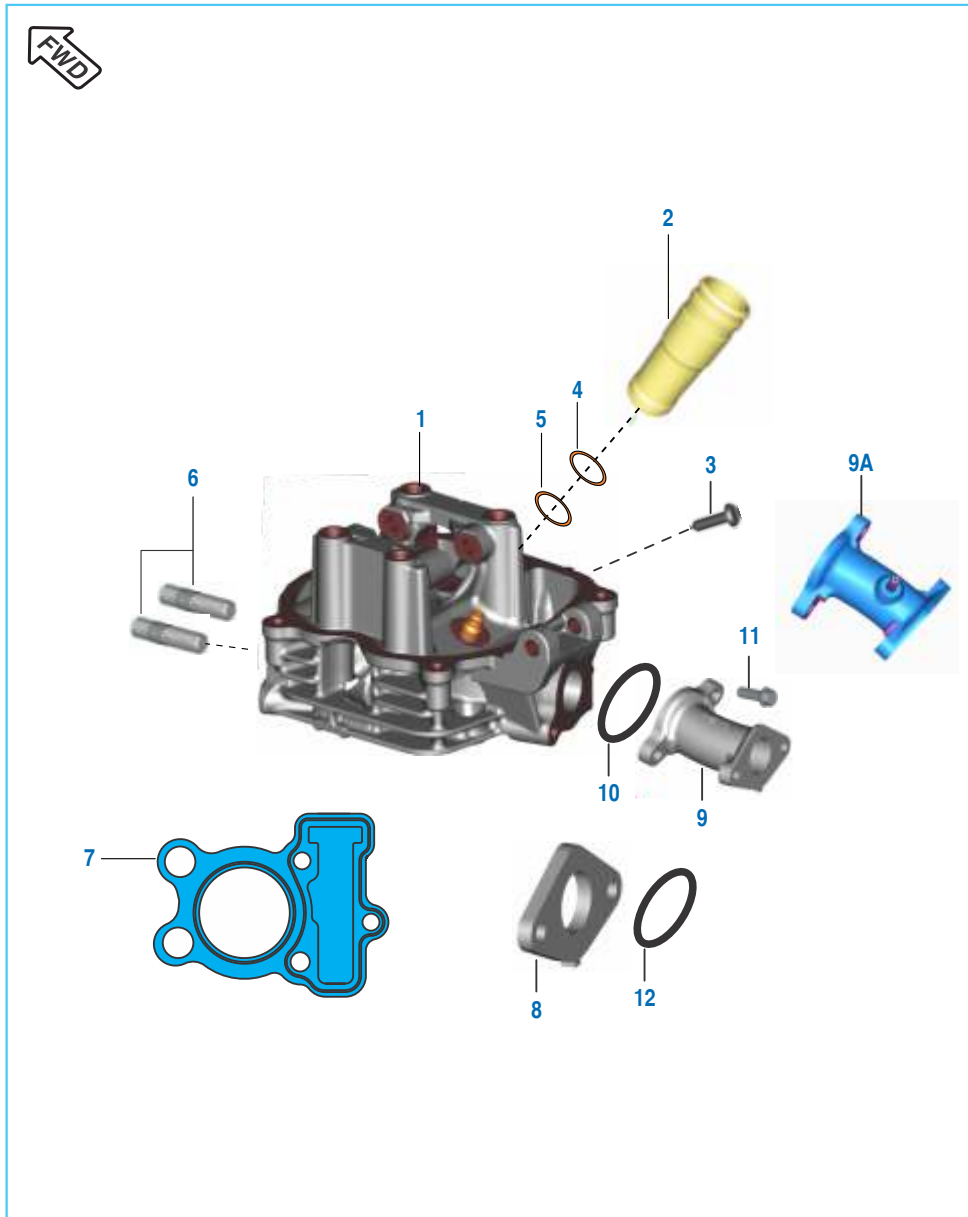
SAI System



Front Wheel Direction

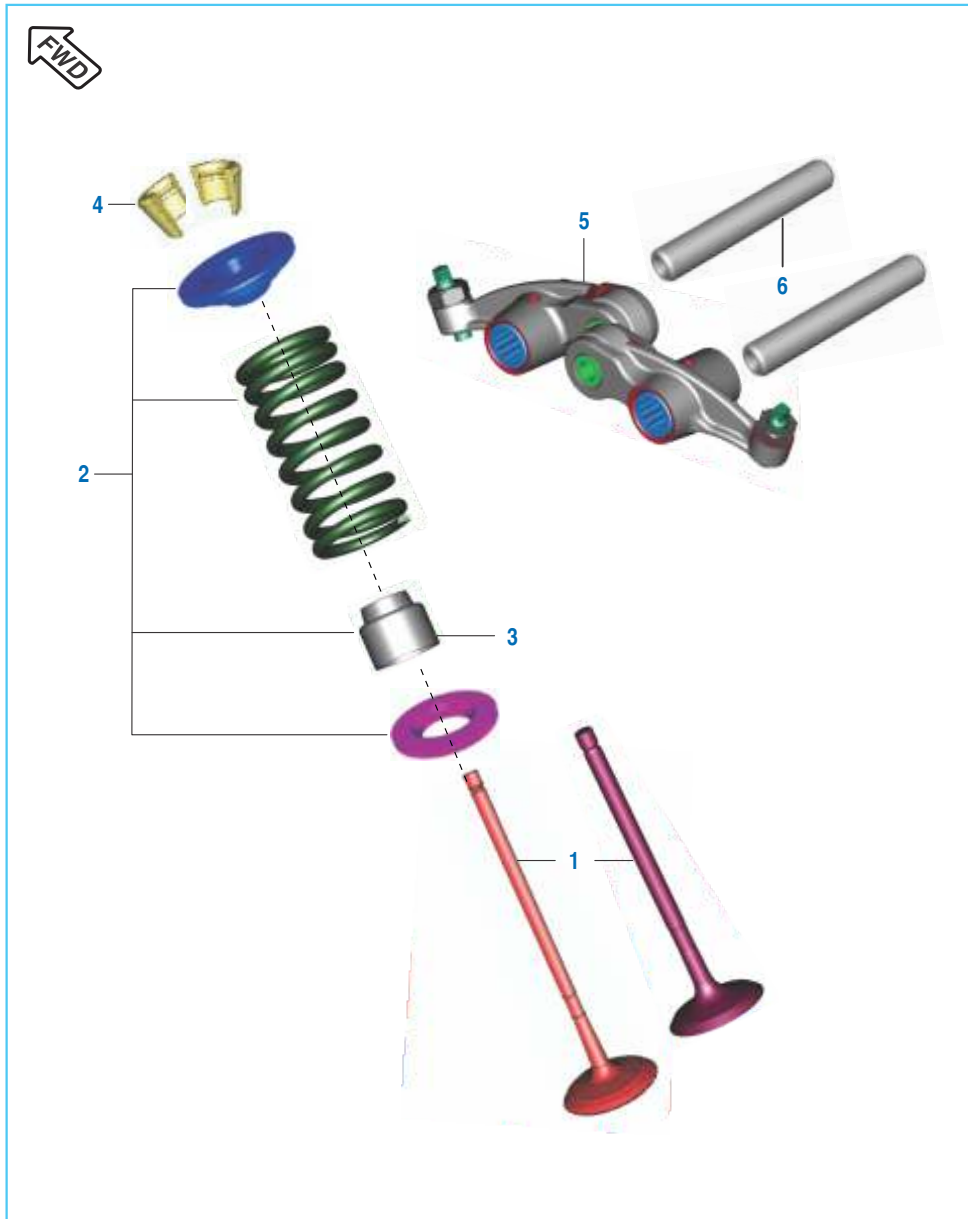
No.	Part No.	Description	Qty.		Remarks
			(ES)	(KS)	
1	JH 5822 00	Unit SAI	1	1	
2	JL 5810 66	Band Clip SAI Hose Outlet Tube	3	3	
3	PF 5824 02	Hose Connector SAI	1	1	
4	PF 5824 01	Tube Outlet SAI	1	-	
	PF 5824 04	Tube SAI outlet	--	1	
5	JE 5110 67	Gasket SAI Flange	1	1	
6	KA EG06 14	Bolt - Flanged - Small	2	2	
7	PF 5824 00	Hose Intake SAI	1	1	
8	JY 5810 28	Clamp	1	1	
9	DG 1210 03	Clamp	2	2	
10	PF 5824 03	Hose Manifold SAI	1	1	
11	KA DF06 30	Bolt Flanged	2	--	
	KA DA06 30	Bolt flanged	2	2	For CBS Model
12	JD 1138 15	Sleeve SAI Unit	4	4	
13	JD 1138 14	Grommet SAI Unit	2	2	
14	KC GA06 06	Nut Hex Flanged	2	2	

Cylinder Head



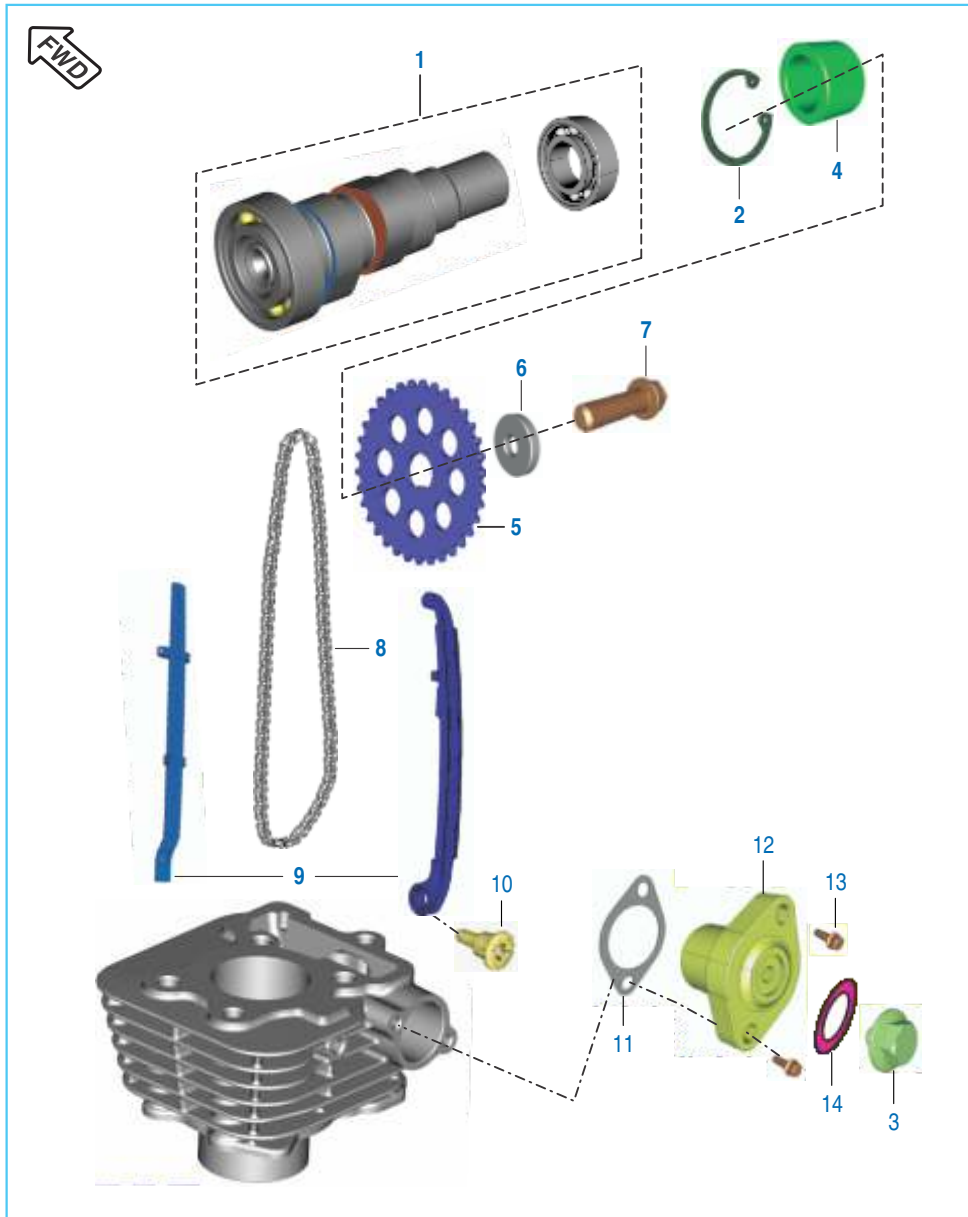
No.	Part No.	Description	Qty.		Remarks
			(ES)	(KS)	
1	36 PF00 44	Kit Assly Cylinder Head	1	1	Refer Kit List
	36 PF01 12	Kit Assly Cylinder Head	1	--	BS IV, Refer Kit List
	36 PF01 32	Kit Assly Cylinder Head	1	1	From Nov 18
2	PF 5110 61	Sleeve Spark Plug	1	1	
	DH 1023 29	Sleeve Spark Plug	1	1	From Nov 18
3	39 2608 01	Screw - Grub - M5X0.8X7	1	1	
4	39 1283 21	Ring - 'O'	1	1	
5	39 2629 21	O-Ring	1	1	
	KJ AC18 24	O - Ring	1	1	From Nov 18
6	LA J000 02	Stud M8X1.25X41L	2	2	
7	JB 5110 19	Gasket Cylinder Head	1	1	
8	PA 5812 24	Insulator Carb PTE-16	1	1	
9	PF 5814 10	Manifold Intake	1	1	
9A	PF 5814 11	Assembly Manifold SAI	1	1	Model BS IV
10	39 2539 21	O-Ring	1	1	
11	JA 5814 06	Bolt Flange M6X1X25L	4	4	
12	JB 5812 72	Seal O Ring Insulator Disco-M	1	1	

Valve



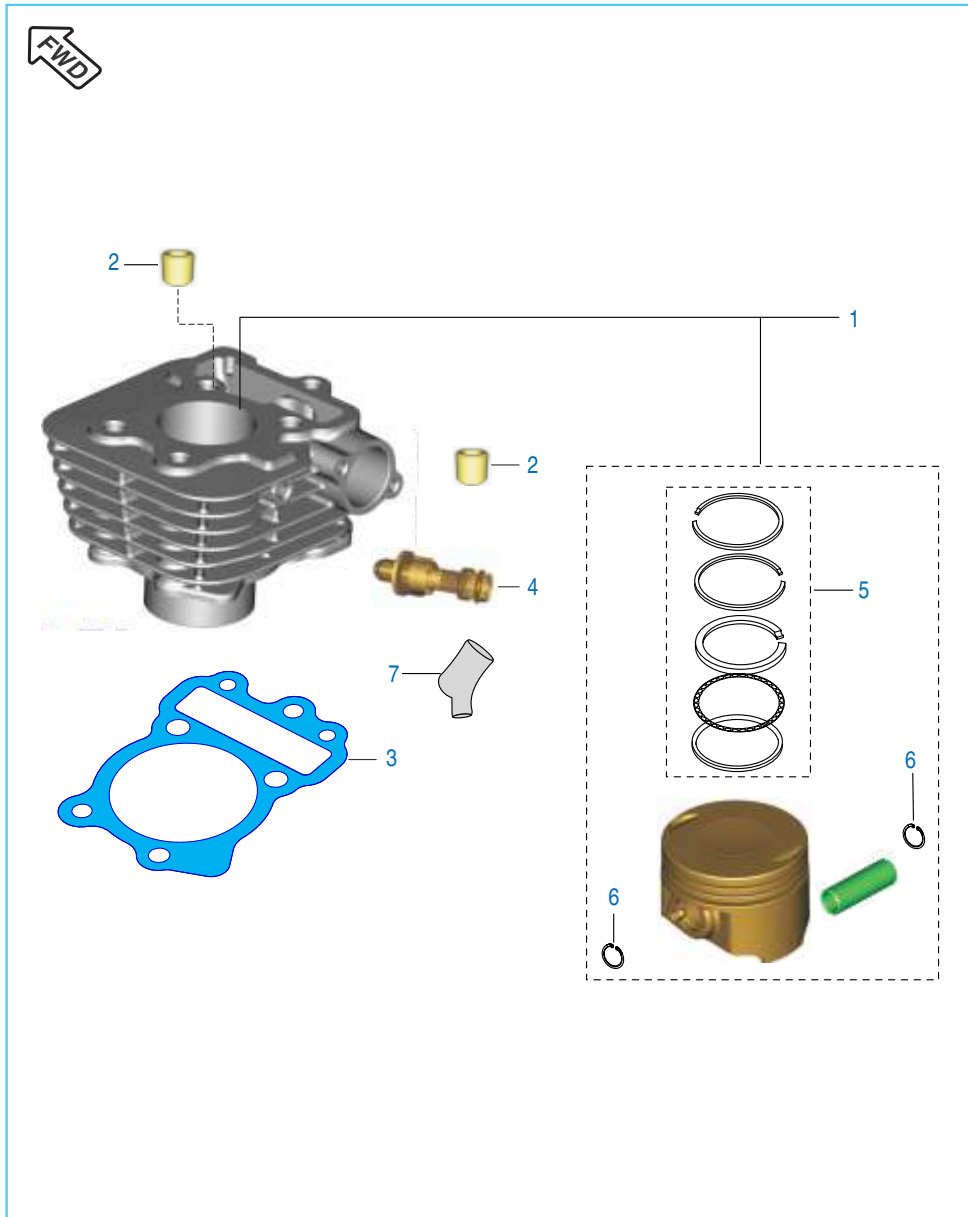
No.	Part No.	Description	Qty.		Remarks
			(ES)	(KS)	
1	36 PF00 48	Kit Valve Intake + Exhaust	1	1	Refer Kit List
	36 DU40 76	Kit Valve Intake + Exhaust	1	1	From Nov 18
2	36 PF00 47	Kit Valve Repair	1	1	Refer Kit List
	36 JV00 06	Kit Valve Repair	1	1	From Nov 18
3	39 2017 19	Seal - Oil	2	2	For CBS Model
	CB 1010 09	Seal valve stem	2	2	
4	DG 1010 29	Cottor Valve	4	4	From Nov 18
	CB 1010 22	Cottor Valve	4	4	
5	DU 1011 90	Assly Rocker Arm Assly	2	2	
6	JA 5112 11	Shaft Rocker Arm Intake	2	2	

Camshaft / Tensioner



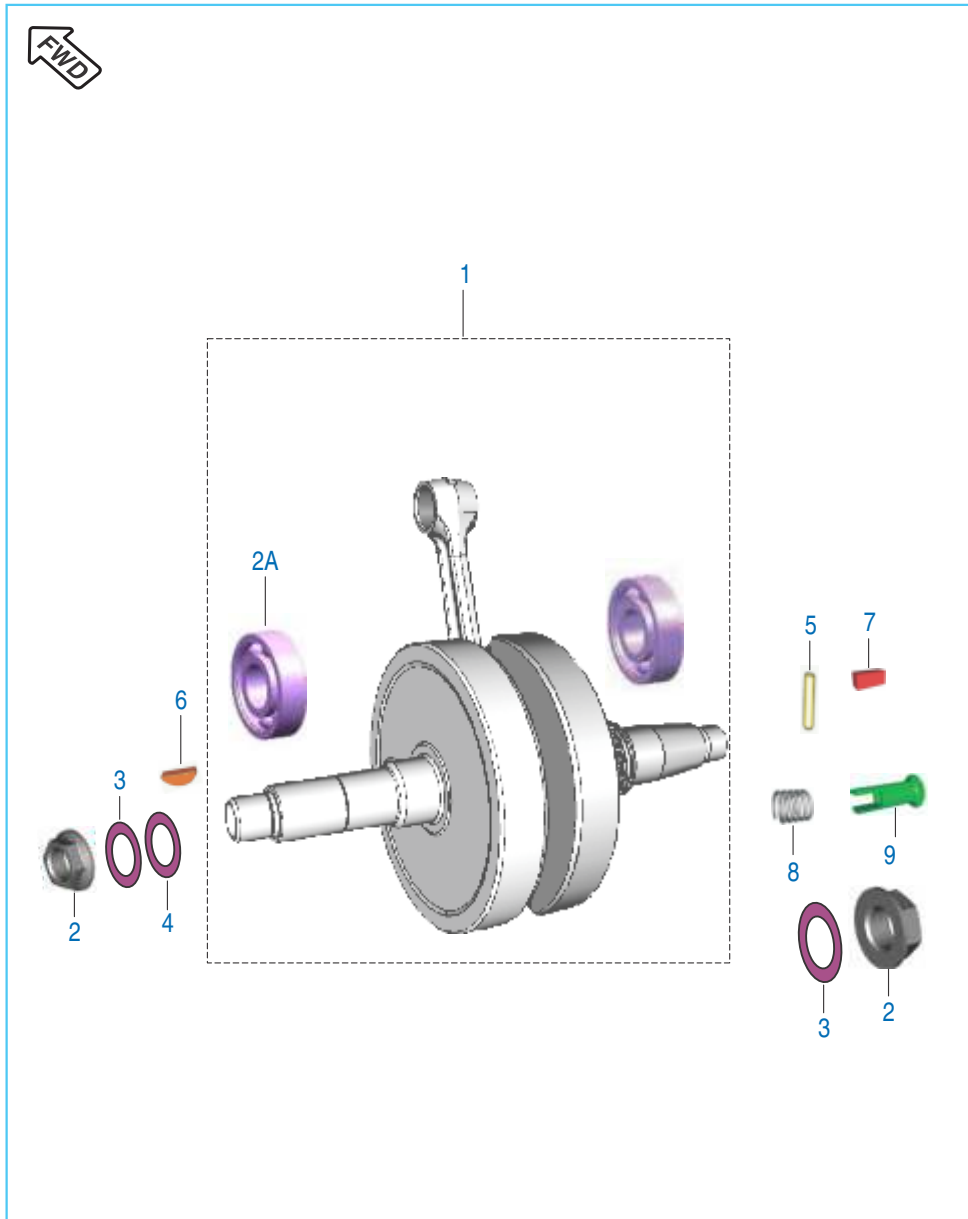
No.	Part No.	Description	Qty.		Remarks
			(ES)	(KS)	
1	PF 5112 09	Assembly Camshaft	1	1	With Bearings
	PF 5112 10	Assembly Camshaft	1	1	ComforTec (June 16)
2	39 0594 17	Circlip - Internal	1	1	
3	DD 1010 62	Bolt Tensioner	1	1	
4	JA 5112 16	Spacer Cam Sprocket	1	1	
5	PF 5112 03	Sprocket Cam	1	1	
6	DH 1010 48	Washer- Special: Camshaft	1	1	
7	DK 1013 86	Bolt Hex Socket Head Cap	1	1	
8	DS 1099 05	Cam Chain 94 Links	1	1	
9	36 PF00 61	Kit Chain Guide	1	1	Refer Kit List
10	DH 1013 92	Tensioner Pivot Bolt	1	1	
11	CS 1011 28	Gasket	1	1	
12	JE 5210 16	Chain Tensioner	1	1	
13	39 1673 04	Bolt Flange M6	2	2	
	KA ED06 20	Bolt flanged small	2	2	For CBS Model
14	39 2669 21	Ring - 'O' (ID 10.15X1.5)	1	1	

Cylinder and Piston



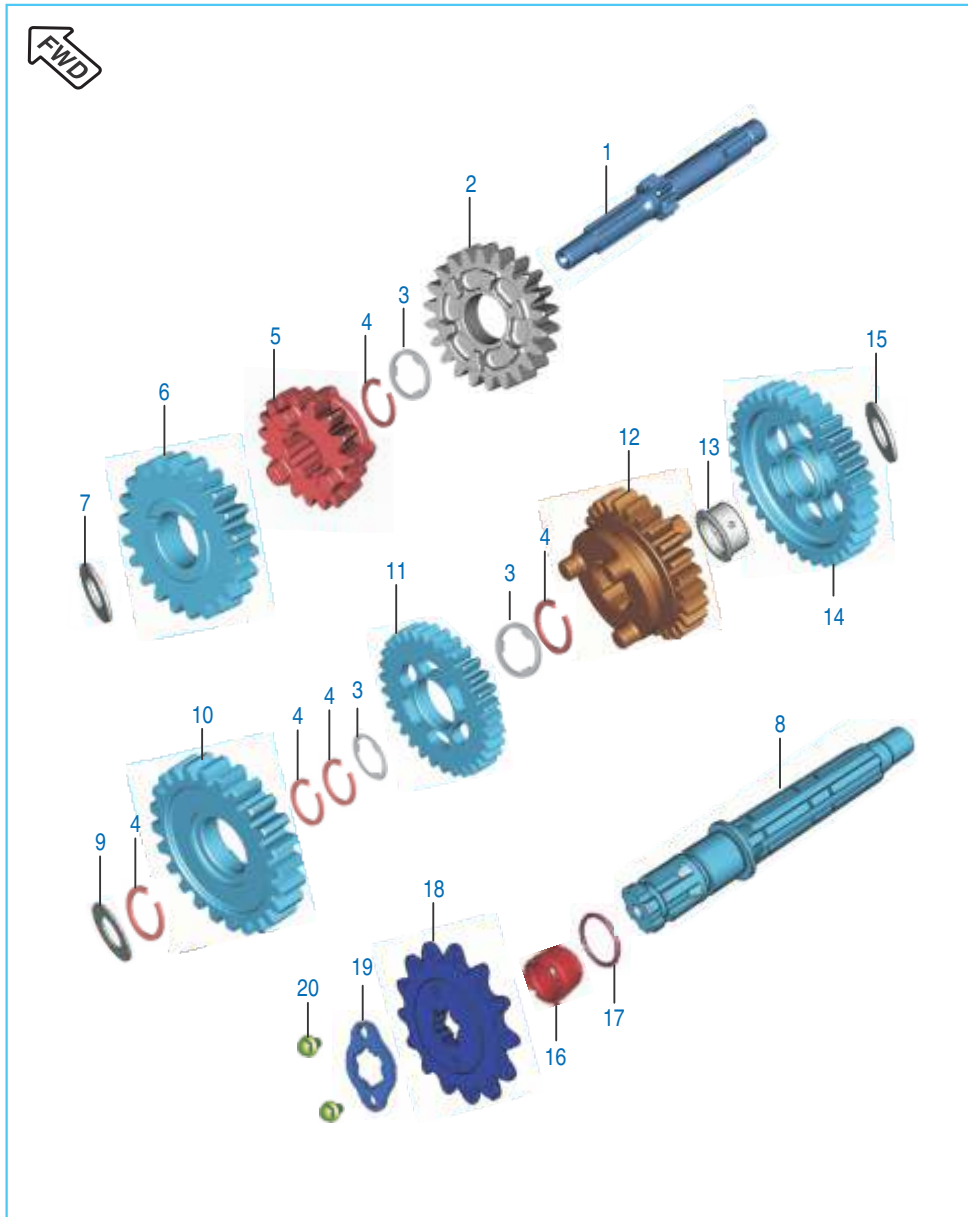
No.	Part No.	Description	Qty.		Remarks
			(ES)	(KS)	
1	36 PF00 45	Kit Block Piston	1	1	Refer Kit List
2	39 1000 06	Pin - Hollow Dowel	2	2	
3	JD 5210 02	Gasket Cylinder Block	1	1	
	JH 5210 07	Gasket Cylinder Block	1	1	BS IV
4	JW 3514 00	Thermal Sensor	1	1	
5	36 PF00 62	Kit Piston Ring	1	1	Refer Kit List
6	PA 5212 14	Pin Snap	2	2	
	PF 5212 35	Circlip piston	2	2	For CBS Model
7	JB 4022 02	Grommet - Thermal sensor	1	1	

Crankshaft



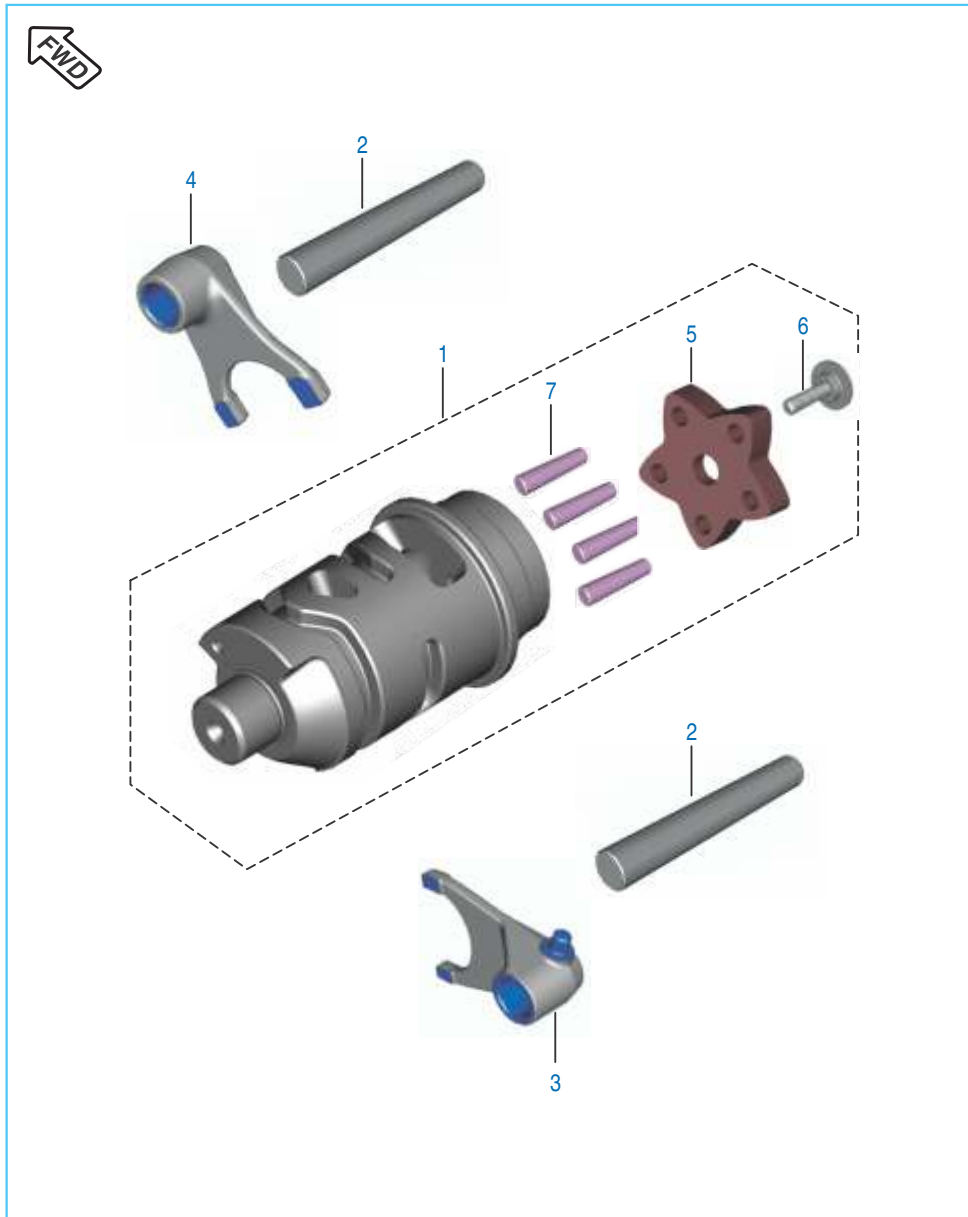
No.	Part No.	Description	Qty.		Remarks
			(ES)	(KS)	
1	PF 5310 11	Crankshaft Assembly	1	1	
2	59 1500 14	Nut Flange	2	2	
2A	JE 5310 01	Bearing Ball	2	2	
3	59 1200 03	Washer Belleville	2	2	
4	59 1100 08	Washer	1	1	
5	JA 5310 15	Pin(C/S Plunger)	1	1	
6	31 1011 73	Key -Woodruff	1	1	
7	DS 1011 54	Key	1	1	
8	JA 5310 12	Spring	1	1	
9	JB 5310 21	Plunger Oil Crankshaft	1	1	

Transmission

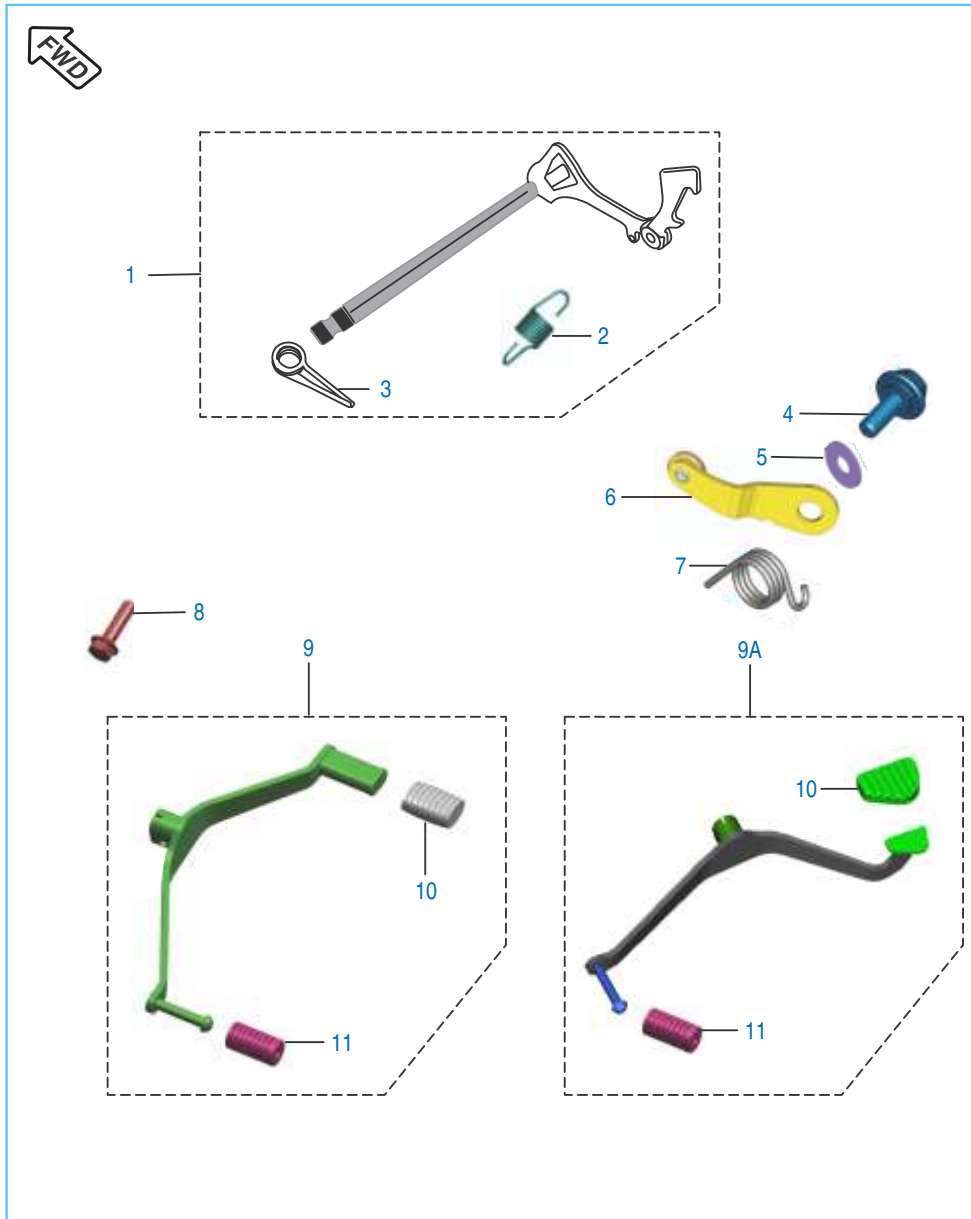


No.	Part No.	Description	Qty.		Remarks
			(ES)	(KS)	
1	PA 5510 02	Shaft Input	1	1	
2	PA 5512 07	Gear 4th Drive	1	1	
3	JA 5510 02	Spline Washer	3	3	
4	39 0987 17	Ring - Snap	5	5	
5	PF 5512 01	Gear 3rd Drive	1	1	
6	PF 5512 00	Gear 2nd Drive	1	1	
7	JA 5510 04	Washer Thrust 2nd Drive	1	1	
8	PF 5510 03	Shaft Output	1	1	
9	PF 5512 06	Washer Gear 2nd Driven	1	1	
10	PF 5512 03	Gear 2nd Driven	1	1	
11	PF 5512 04	Gear 3rd Driven	1	1	
12	PA 5512 06	Gear 4th Driven	1	1	
13	JZ 5512 05	Bush 1st Driven	1	1	
14	PA 5512 05	Gear 1st Driven	1	1	
15	JA 5510 08	Washer Thrust	1	1	
16	JA 5510 09	Collar Sprocket Drive	1	1	
17	59 2100 24	O-Ring	1	1	
18	JB 5510 00	Sprocket Output	1	1	
19	DU 1012 13	Plate Lock-sprocket output	1	1	
20	39 1981 04	Bolt Flanged	2	2	
	DS 1013 55	Bolt socket - M5	2	2	

Change Drum / Shift Fork



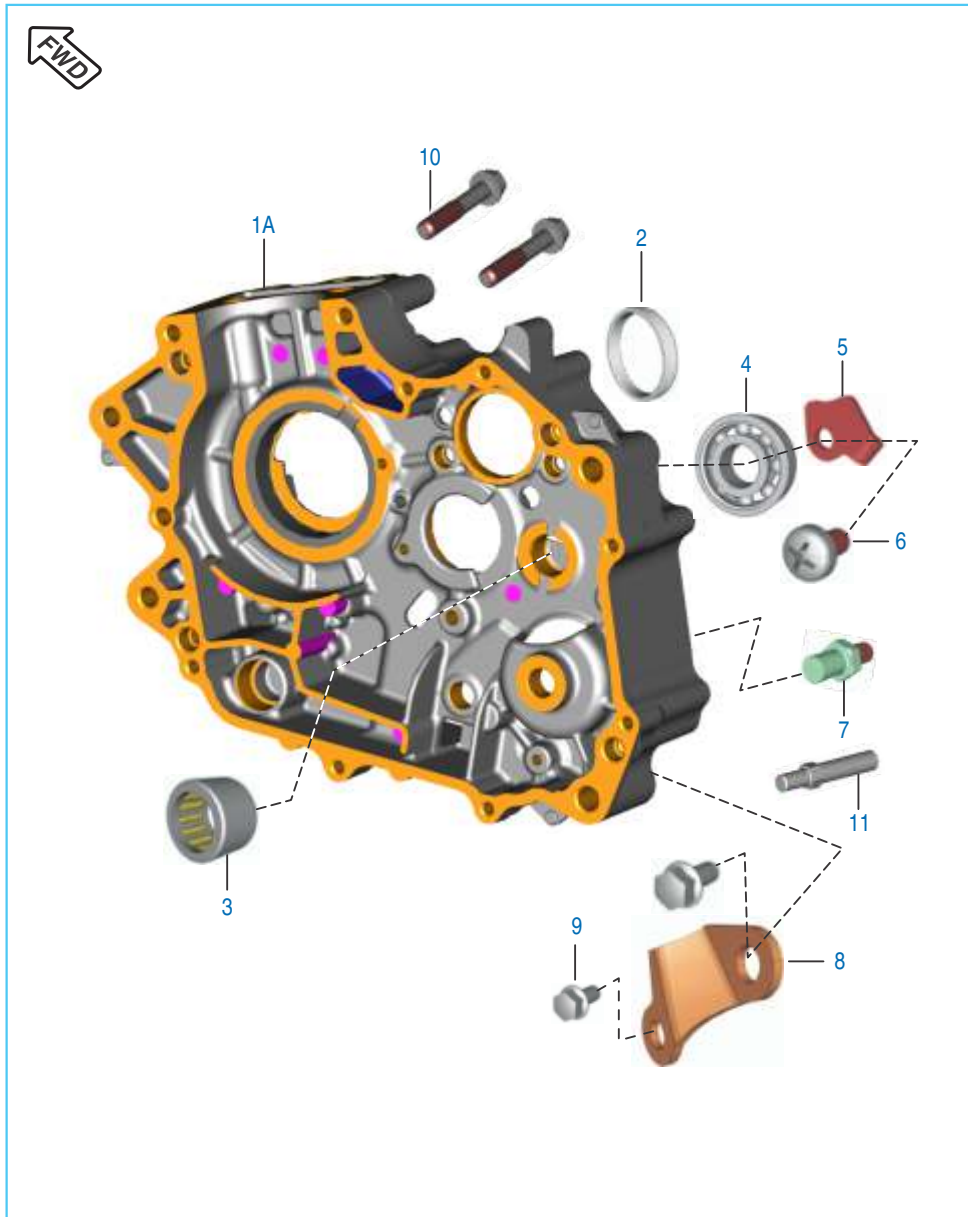
No.	Part No.	Description	Qty.		Remarks
			(ES)	(KS)	
1	PF 5610 00	Assly Drum Gear Shift	1	1	
2	PF 5610 02	Shaft Gear Fork Shift	2	2	
3	JD 5610 04	Fork Gear Shift Output	1	1	
4	JZ 5610 02	Fork Input Disco-H	1	1	
5	JA 5610 02	Cam Drum Change	1	1	
6	JD 5610 11	Special bolt	1	1	
7	39 0992 06	Dowel	5	5	



Gear Change Mechanism

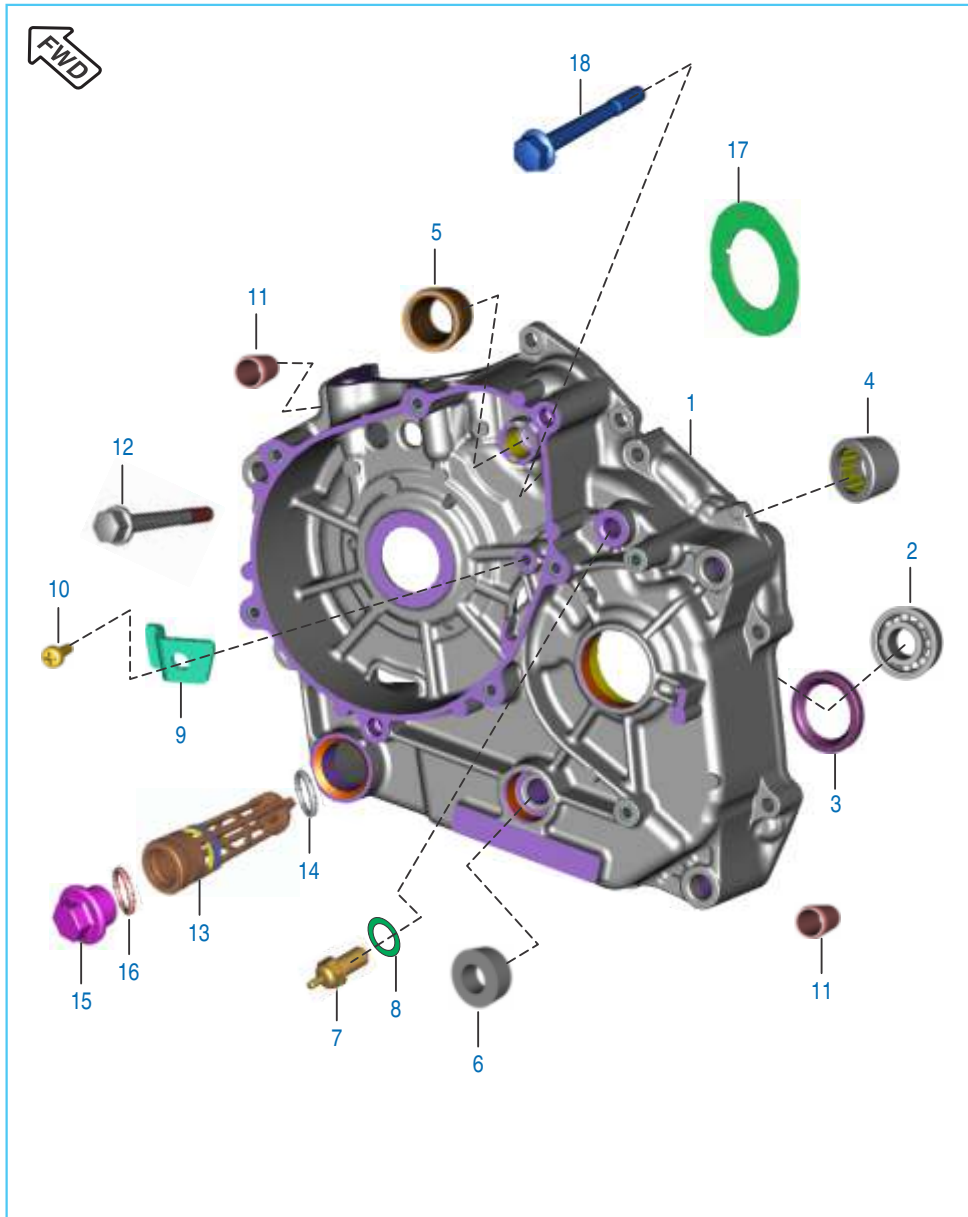
No.	Part No.	Description	Qty.		Remarks
			(ES)	(KS)	
1	PF 5612 00	Lever Comp Gear Shift	1	1	
2	JW 5612 06	Extension Spring	1	1	
3	JW 5612 08	Spring Gear Shift Return	1	1	
4	BF 5612 19	Bolt	1	1	
5	LD B000 44	Washer (Spring Steel)	1	1	
6	JH 5612 00	Inhibitor Comp. Gear Shift	1	1	
7	PF 5612 03	Spring (Inhibitor)	1	1	
	PF 5612 09	Spring (Inhibitor)	1	1	Comfortec (June 16)
8	39 1902 04	Bolt - Flange : M6	1	1	
9	PF 5614 00	Lever Gear Shift Comp	1	1	
9A	JZ 5614 15	Lever Gear Shift Comp	1	1	BS IV
10	DG 1013 39	Damper	1	1	
	JH 5614 04	Damper	1	1	BS IV
11	DH 1015 09	Damper	1	1	

Engine Assembly / Crankcase RH



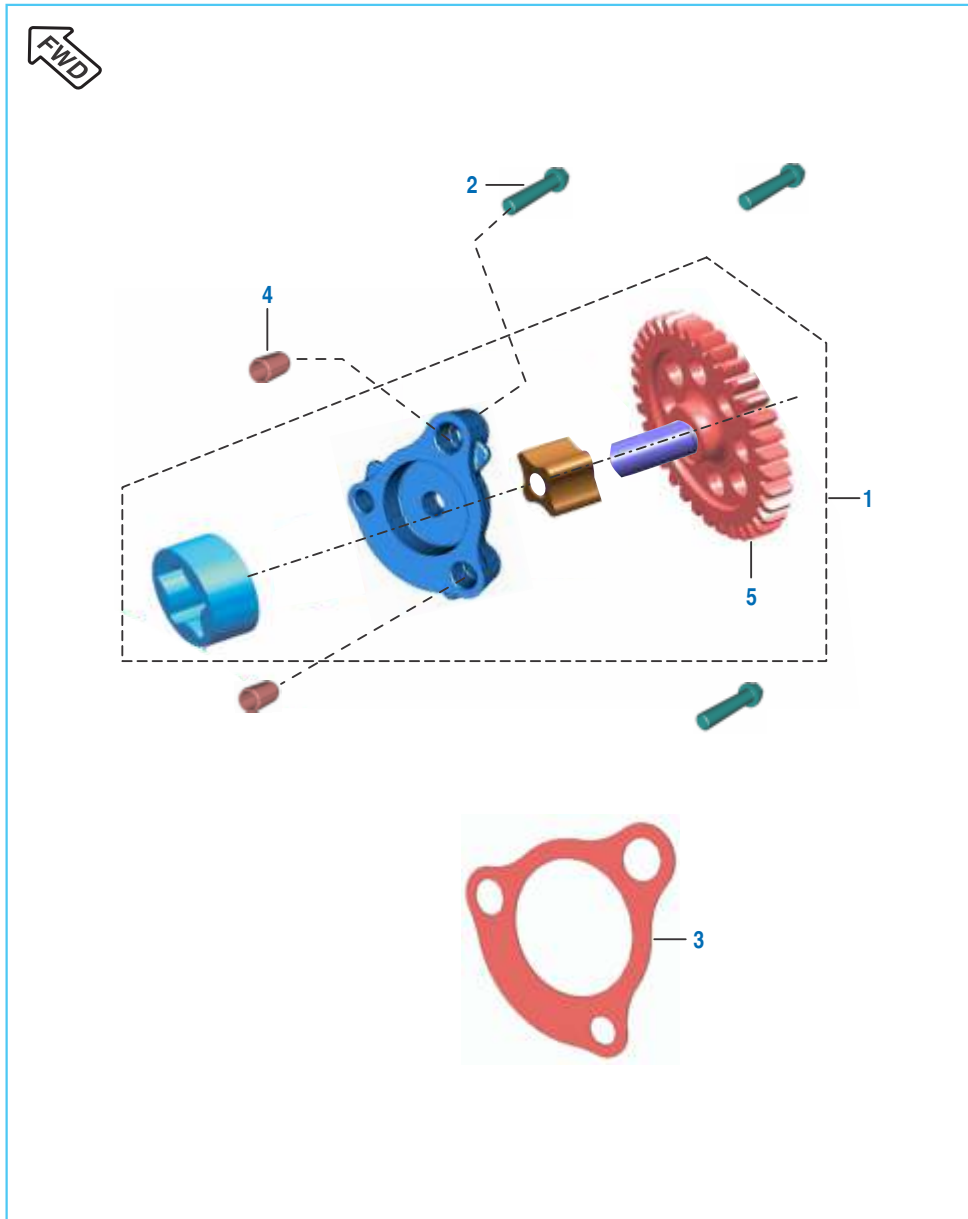
No.	Part No.	Description	Qty.		Remarks
			(ES)	(KS)	
1	PF 5010 37	Engine Assembly - ES	1	-	
	PF 5010 58	Engine Assembly - ES	1	--	Comfortec (June 16)
	PF 5010 45	Engine Assembly - ES	1	--	Model BS IV
	PF 5010 40	Engine Assembly - KS	-	1	
	PF 5010 71	Engine Assembly - KS	--	1	Comfortec (June 16)
	PF 5010 56	Engine assembly - KS	--	1	For CBS Model
1A	PF 5410 31	Assembly C'Case RH	1	1	Refer Kit List
2	PF 5410 18	Bushing Drum	1	1	
3	JA 5410 11	Needle Roller Bearing	1	1	
4	59 2000 36	Bearing - Ball 6203 HN3 C3	1	1	
	KP BF62 03	Bearing ball C3 clearance HN3	1	1	For CBS Model
5	JA 5410 10	Stopper plate input bearing	1	1	
6	DH 1013 80	Screw - Pan Pre-coated	1	1	(M6X12)-39
7	52 JA00 29	Bolt shift change	1	1	
8	JA 5410 12	Guide Kick	1	1	
9	39 1964 04	Bolt Flange	2	2	
	LA E000 15	Bolt flanged - M6	2	2	For CBS Model
10	JA 5412 35	Bolt	2	2	
11	JE 5410 28	Pin	1	1	

Crankcase LH



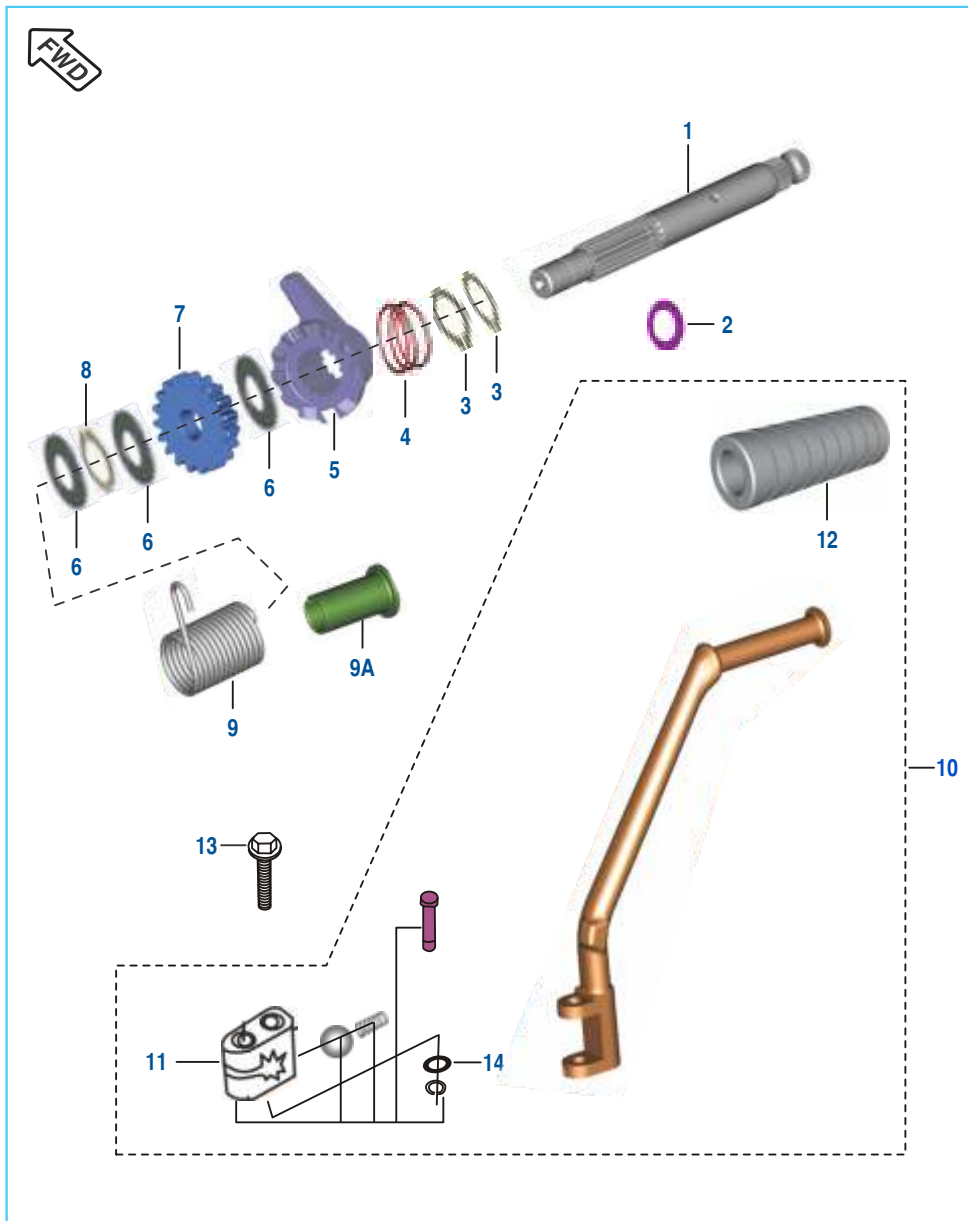
No.	Part No.	Description	Qty.		Remarks
			(ES)	(KS)	
1	PF 5410 29	Assly C' Case LH	1	--	Refer Kit List
	PF 5410 42	Assly C' Case LH	--	1	
2	59 2000 36	Ball Bearing	1	1	For CBS Model
	KP BF62 03	Bearing ball C3 clearance HN3	1	1	
3	39 1715 19	Seal - Oil	1	1	
4	39 2562 20	Bearing - Needle Roller	1	1	
5	JA 5410 05	Bush Bendix	1	1	
6	39 2190 19	Seal - Oil	1	1	
7	31 2010 81	Switch - Neutral	1	1	
8	DH 1017 84	Gasket Neutral Switch	1	1	
9	PF 6214 02	Bracket Stopper Gear Starter	1	1	
10	DH 1013 80	Screw Pan Cross - M6	1	1	For CBS Model
	JG 1312 20	Screw pan cross - M6	1	1	
11	39 0999 06	Pin - Hollow Dowel	4	4	
12	59 0400 38	Bolt Flange	8	8	
13	JG 5710 24	Mesh Oil Filter Assy_G2	1	1	With 'O' ring
14	LJ A000 04	'O' ring-Strainer	1	1	
15	JA 5410 21	Cap Strainer	1	1	
16	59 2100 23	'O' ring Cap Strainer	1	1	
17	JE 5410 38	Damper	1	1	
18	KA ED06 55	Bolt flanged small	1	1	For CBS Model

Oil Pump

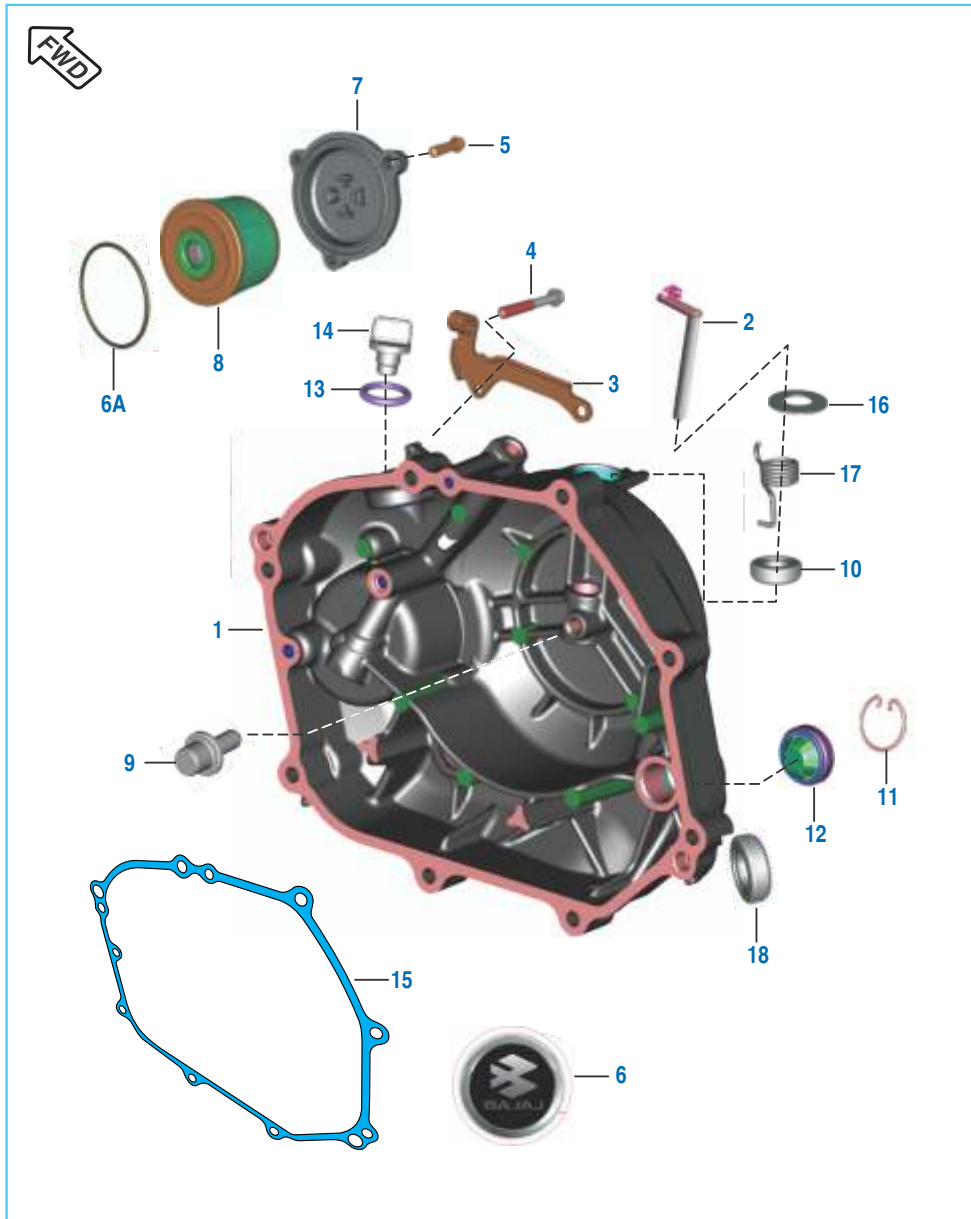


No.	Part No.	Description	Qty.		Remarks
			(ES)	(KS)	
1	JB 5710 05	Assembly Oil Pump	1	1	
2	FD 1010 78	Screw Pan Cross :	3	3	
3	JA 5410 16	Gasket Case Oil Pump	1	1	
4	39 0999 06	Pin Dowel	2	2	
5	JB 5710 06	Gear Oil Pump Driven	1	1	

Kick Starter Mechanism



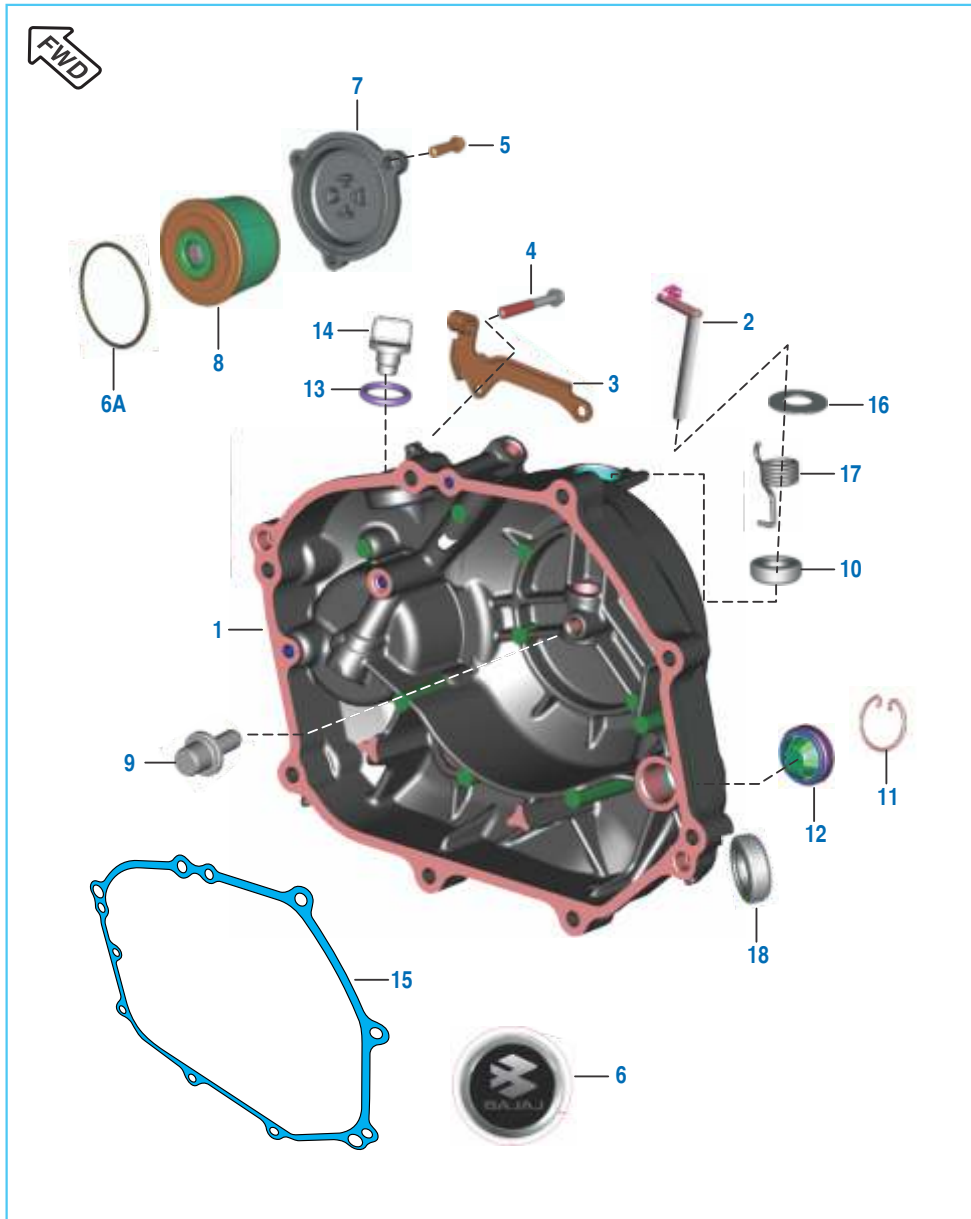
No.	Part No.	Description	Qty.		Remarks
			(ES)	(KS)	
1	PF 6210 03	Kick Shaft	1	1	
2	JA 6210 06	Washer Thrust	1	1	
3	39 0738 17	Circlip	2	2	
4	DS 1011 17	Spring Kick Starter Ratchet	1	1	
5	JA 6210 02	Ratchet	1	1	
6	39 0993 11	Washer Plain	3	3	
7	PA 6210 05	Gear Starter Pinion	1	1	
8	39 2408 17	External Circlip	1	1	
9	JE 6210 03	Spring Kick Return	1	1	
9A	JE 6210 04	Sleeve	1	1	
10	JA 6212 01	Assembly Kick Lever	1	1	
11	36 DU10 07	Kit Boss Kick Lever	1	1	Refer Page No.101
12	DD 1010 97	Damper	1	1	
13	JA 6212 06	Bolt	1	1	
14	22 1502 41	Plain Washer	1	1	



Front Wheel Direction

Cover Clutch

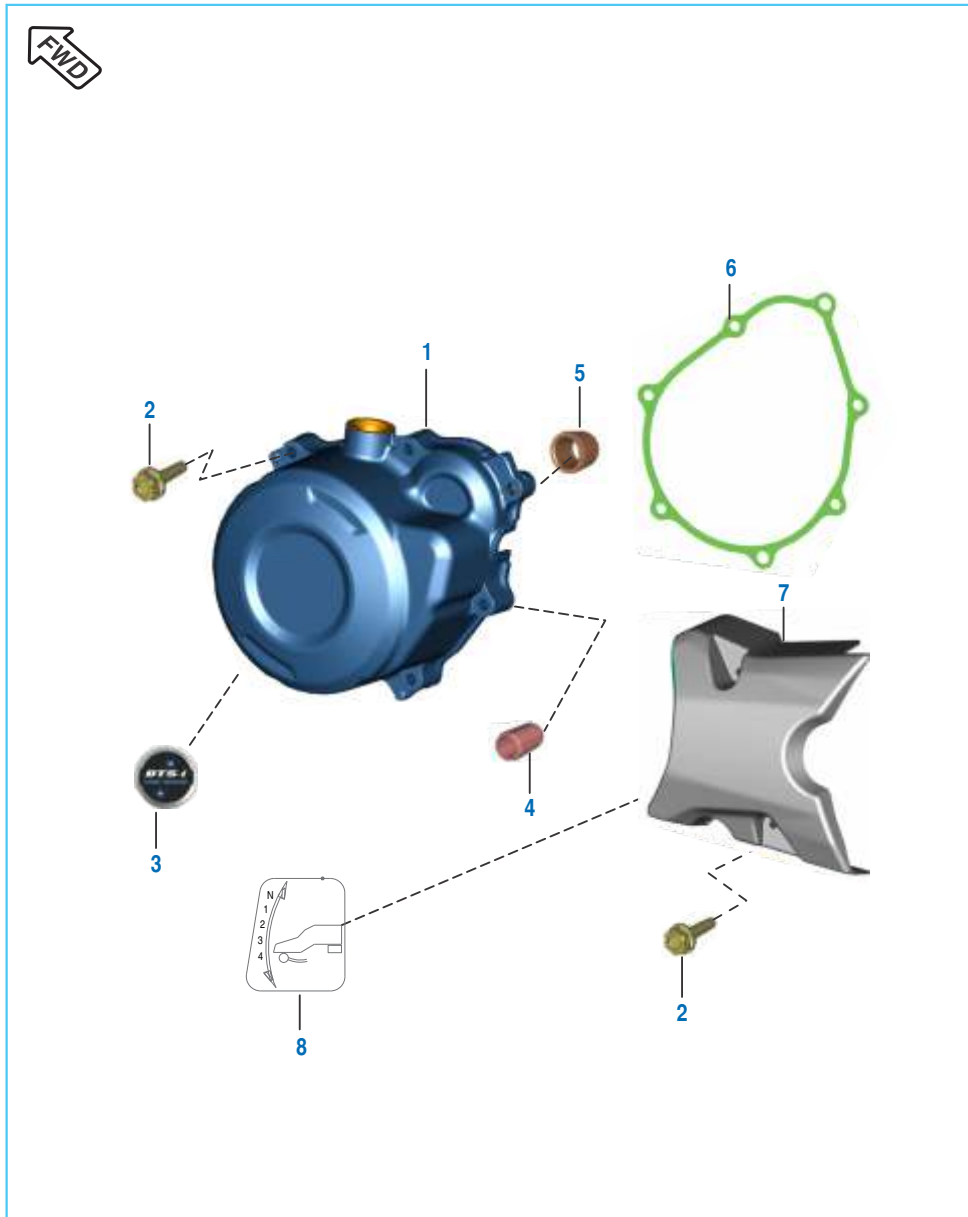
No.	Part No.	Description	Qty.		Remarks
			(ES)	(KS)	
1	36 PF00 46	Kit Assly Clutch Cover	1	1	Refer Kit List
	52 PF07 61	Kit Assembly Clutch Cover	1	1	
2	JW 5410 05	Shaft Clutch Release Assly	1	1	For CBS Model
	JV 5412 08	Shaft clutch release assy	1	1	
3	PF 5412 43	Bracket Clutch Cable	1	1	For CBS Model
	PF 5412 55	Bracket clutch cable	1	1	
4	59 0400 38	Bolt - Flange : M6	8	8	
	39 1673 04	Bolt	3	3	
	LA E000 05	Bolt flanged - M6 x 1 x L20	3	3	
6	PF 5412 50	Label Clutch Cover	1	1	
6A	39 1671 21	Ring - 'O'	1	1	
7	JZ 5412 14	Cap Filter	1	1	Comfortec (June 16)
	56 PF1X 6E	Cap Filter	1	1	
	PF 5412 54	Cap Filter	1	1	
8	DD 1211 81	Element Oil Filter	1	1	
9	PF 5514 07	Rod-Push	1	1	
10	39 1041 19	Seal - Oil	1	1	
11	DS 1012 15	Clip - Wire	1	1	
12	JL 5412 27	Window Oil Gauge	1	1	
13	JA 5412 25	O Ring Cap Oil Filler	1	1	
14	JA 5412 11	Cap Oil Filler	1	1	
15	JA 5412 12	Gasket Clutch Cover	1	1	



Cover Clutch

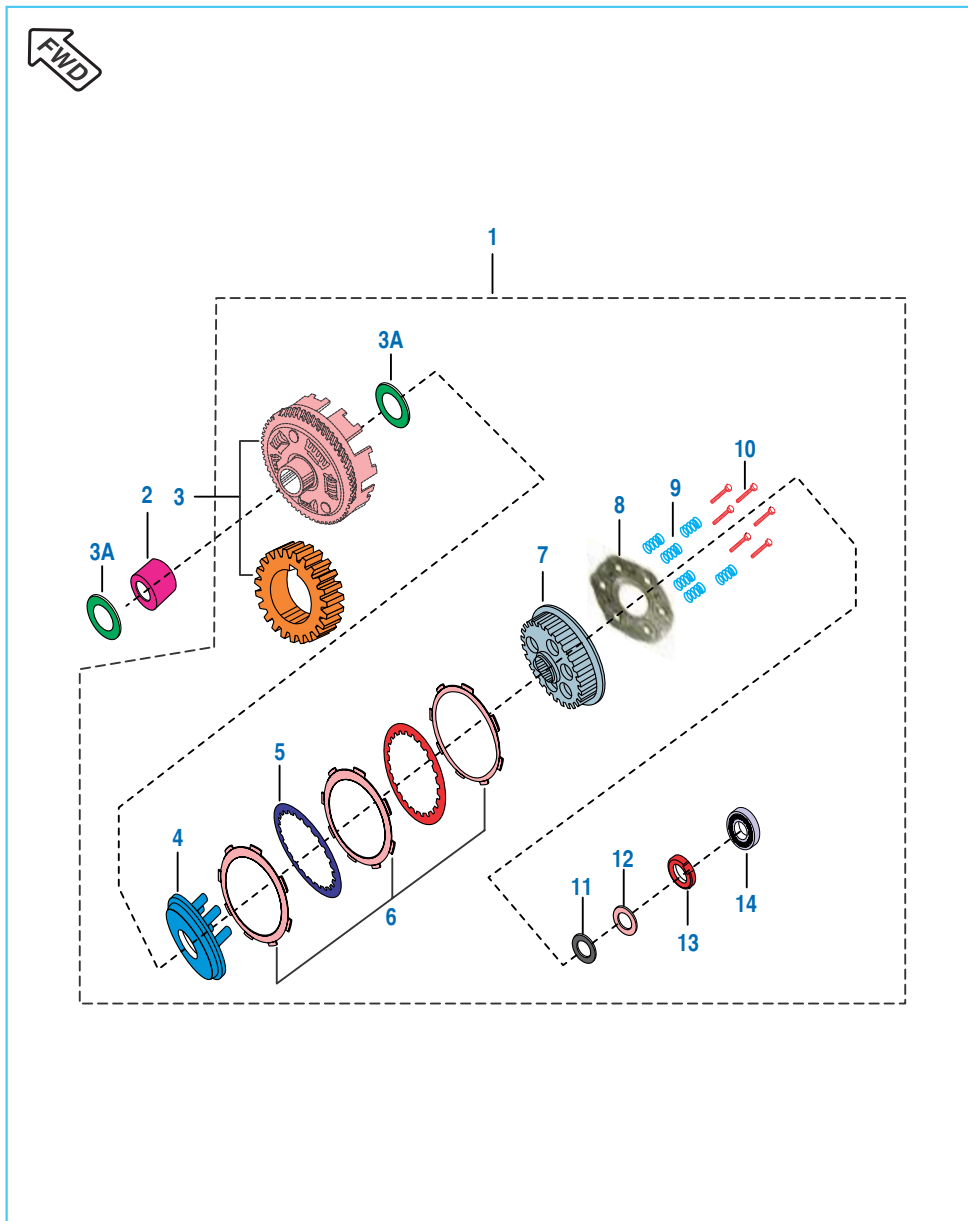
No.	Part No.	Description	Qty.		Remarks
			(ES)	(KS)	
16	JA 5412 36	Plain Washer (12.5X24X0.8)	1	1	
	JE 5412 13	Washer plain	1	1	For CBS Model
17	JA 5412 37	Spring Torsion Cl. Cover	1	1	
	JE 5412 14	Spring torsion clutch lever	1	1	For CBS Model
18	30 1011 42	Seal - Oil (Kick Shaft)	1	1	

Cover Magneto



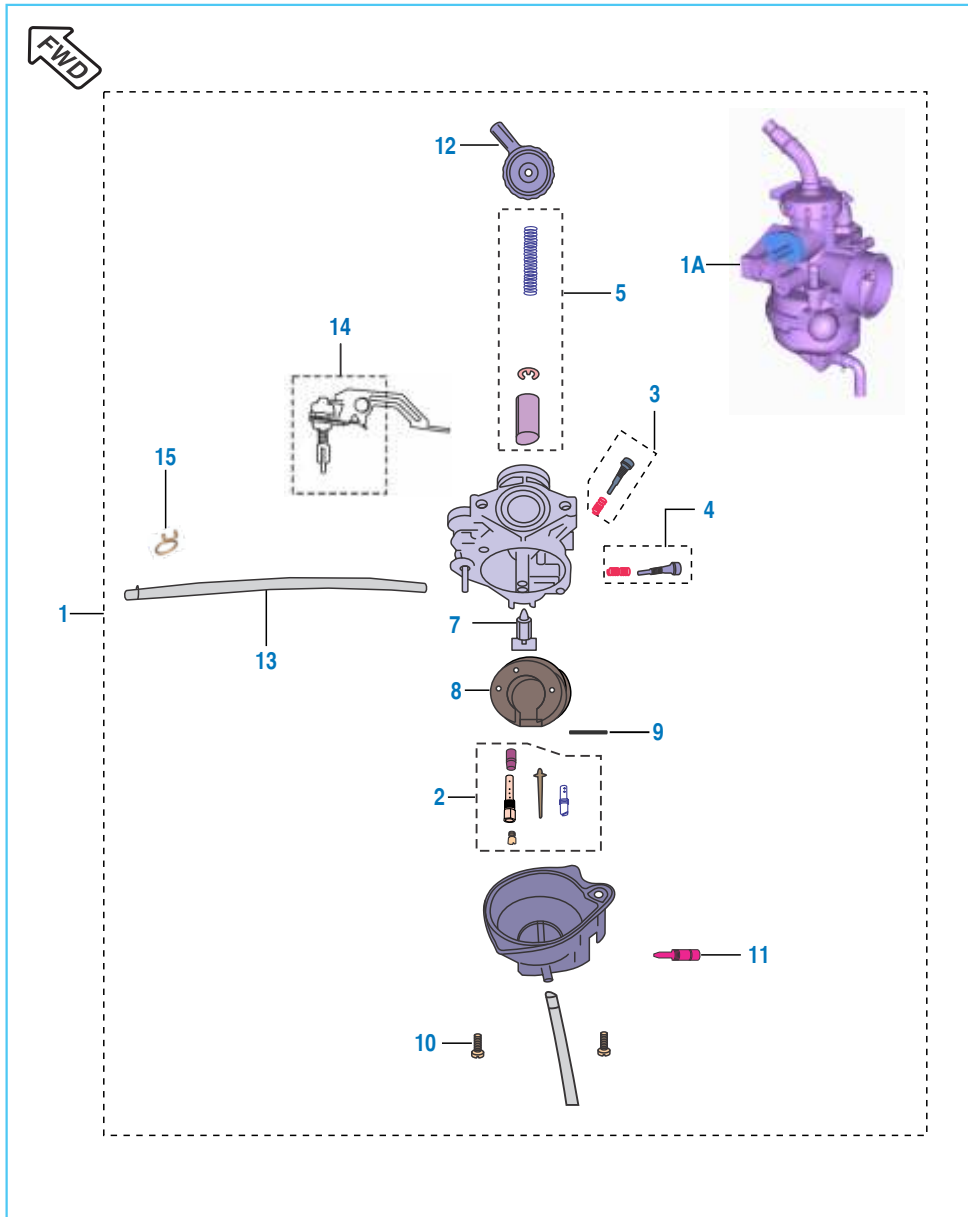
No.	Part No.	Description	Qty.		Remarks
			(ES)	(KS)	
1	PF 5412 37	Assly Cover Magneto - ES	1	--	Refer Kit List
	PF 5010 71	Assly Cover Magneto - KS	--	1	
	52 PF07 62	Assly Cover Magneto - ES	1	--	
	52 PF07 82	Assly Cover Magneto - KS	--	1	
2	59 0400 38	Bolt - Flanged : Small	9	9	
3	PF 5412 49	Label Mag Cover	1	1	
4	39 0999 06	Dowel	2	2	
5	JA 5410 05	Bush Bendix	1	1	
6	PF 5412 40	Gasket Magneto Cover	1	1	
	JB 5412 24	Gasket cover magneto	1	--	
	JP 5412 08	Gasket cover magneto	--	1	
7	PF 5412 44	Cover RR Assly-ES	1	--	With Gear Shift Label
	PF 5412 48	Cover RR Assly-KS	--	1	
	PF 5412 53	Cover RR Assly-ES	1	--	
	PF 5412 67	Cover RR Assly-KS	--	1	
8	PF 5412 51	Gear Shift Label	1	1	

Clutch Assly



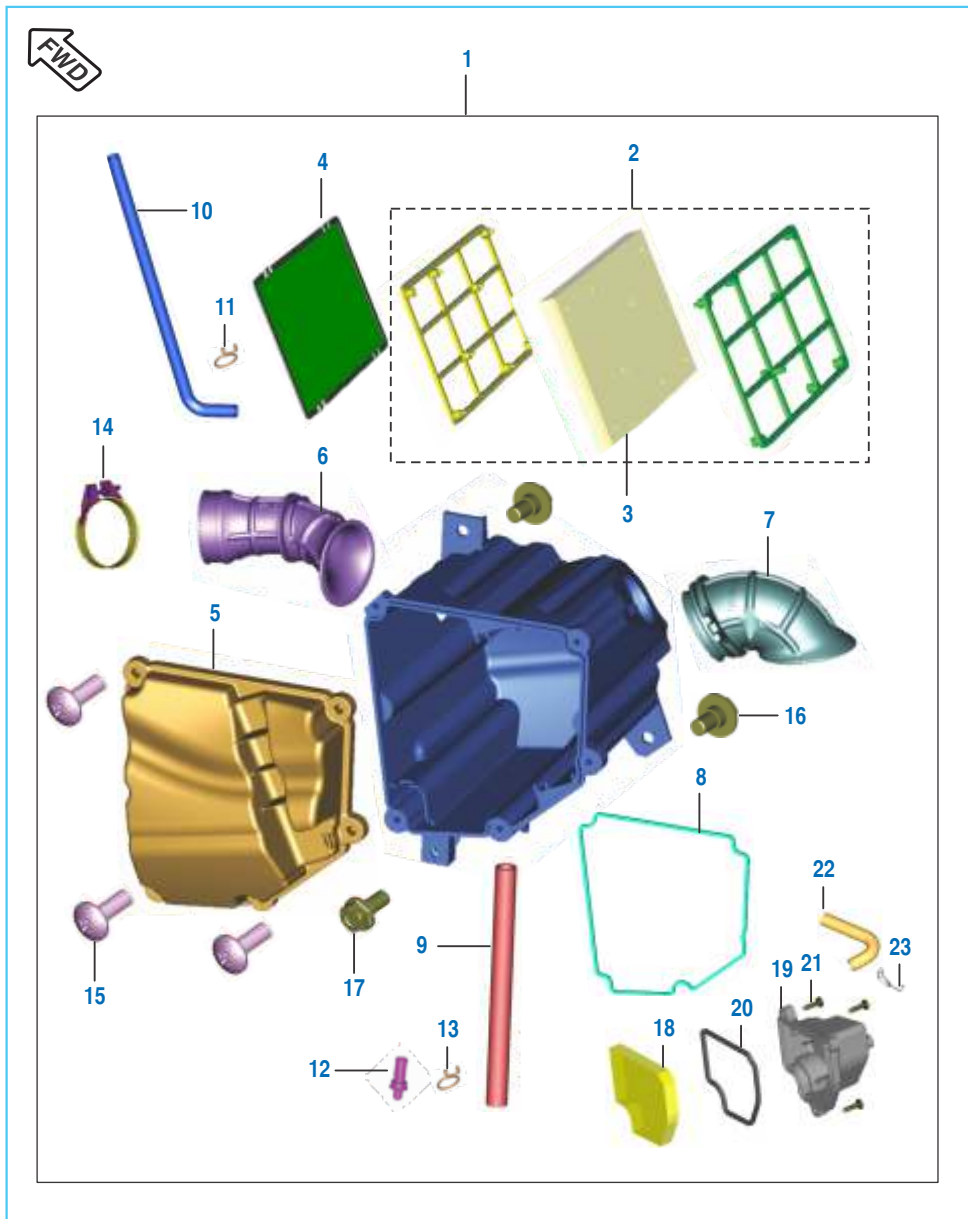
No.	Part No.	Description	Qty.		Remarks
			(ES)	(KS)	
9	28 1012 14	Compression Spring	6	6	For CBS Model
	PF 5514 23	Compression Spring-Makino	4	4	
	PF 5514 37	Spring compression	4	4	
10	39 0980 04	Bolt Flanged	6	6	For CBS Model
	PF 5514 22	Bolt Flanged-Makino	4	4	
	KA DD06 25	Bolt flanged	4	4	
11	JE 5514 09	Washer Belleville	1	1	
12	JA 5514 20	Washer Plain	1	1	
13	52 JA00 28	Nut Crankshaft M14	1	1	
14	39 1001 20	Bearing - Ball	1	1	

Carburetor Assembly



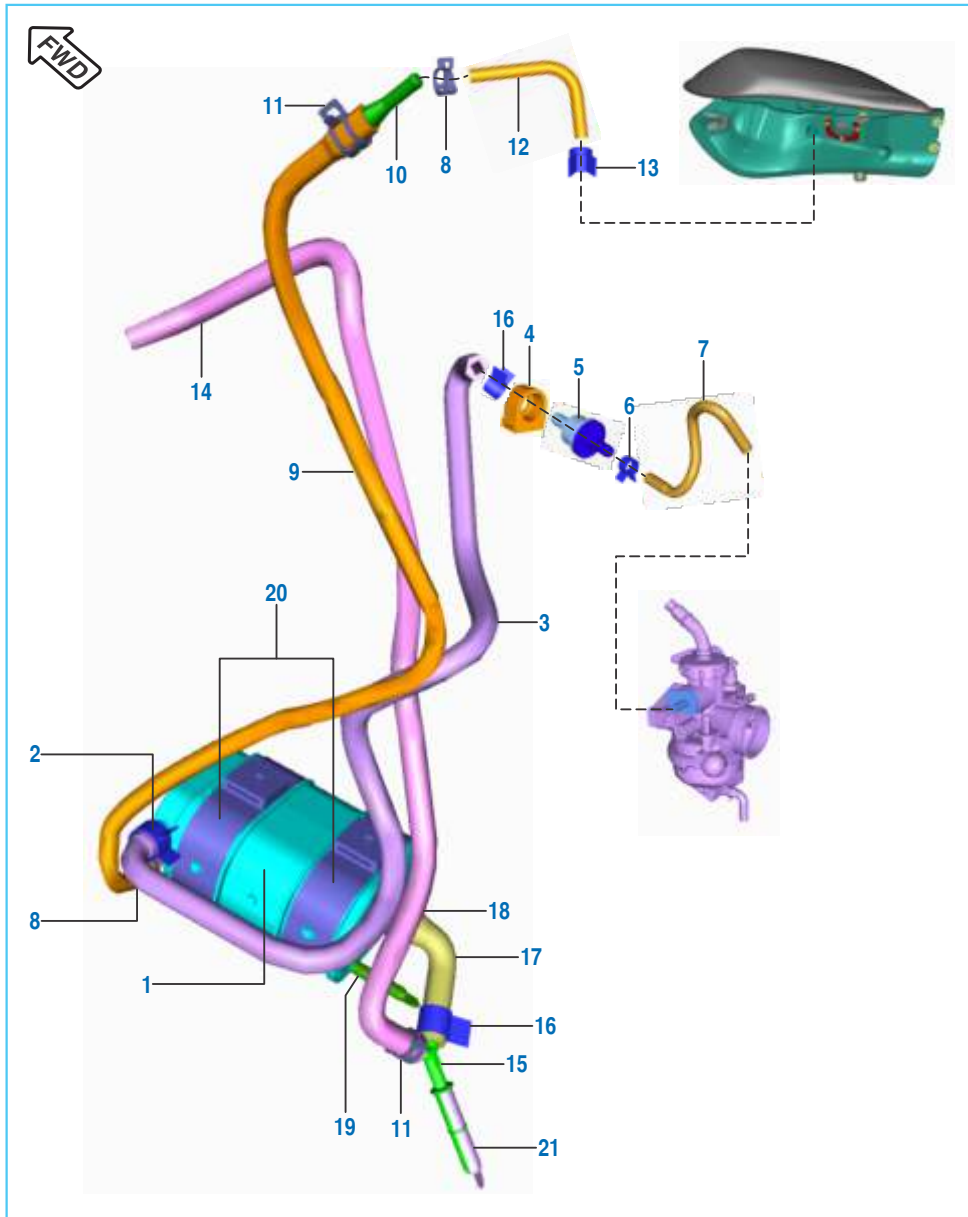
No.	Part No.	Description	Qty.		Remarks
			(ES)	(KS)	
1	PF 5812 15	Assly Carburetor Manual Choke	1	1	
1A	PF 5812 27	Assembly Carburetor With Evap	1	--	Model BS IV
2	36 PF00 42	Kit Carb Jet	1	1	Refer Kit List
3	36 JB00 22	Kit Carb Air Screw / Slow Jet	1	1	Refer Kit List
4	36 PA00 13	Kit Carb Idling Screw	1	1	Refer Kit List
5	36 PA00 14	Kit Carb Throttle Valve	1	1	Refer Kit List
6	36 PA01 08	Kit O Ring & Gasket	1	1	Refer Kit List
7	JB 5812 29	Valve Comp Float	1	1	
8	JB 5812 30	Float	1	1	
9	JB 5812 56	Arm Pin Float	1	1	
10	PA 5812 21	Screw Float Chamber	1	1	
11	JB 5812 60	Drain Screw	1	1	
12	JB 5812 37	Adjuster Cable	1	1	
13	JB 5812 58	Tube Air Vent	1	1	
	JB 5812 57	Tube Over Flow PTE-16 Disco-m	1	--	Platina 100UG Aug. 17
14	PF 5813 09	Lever Complete Starter	1	1	
15	JB 5812 59	Clip Tube PTE-16 Disco-m	1	--	Platina 100UG Aug. 17

Air Cleaner Complete



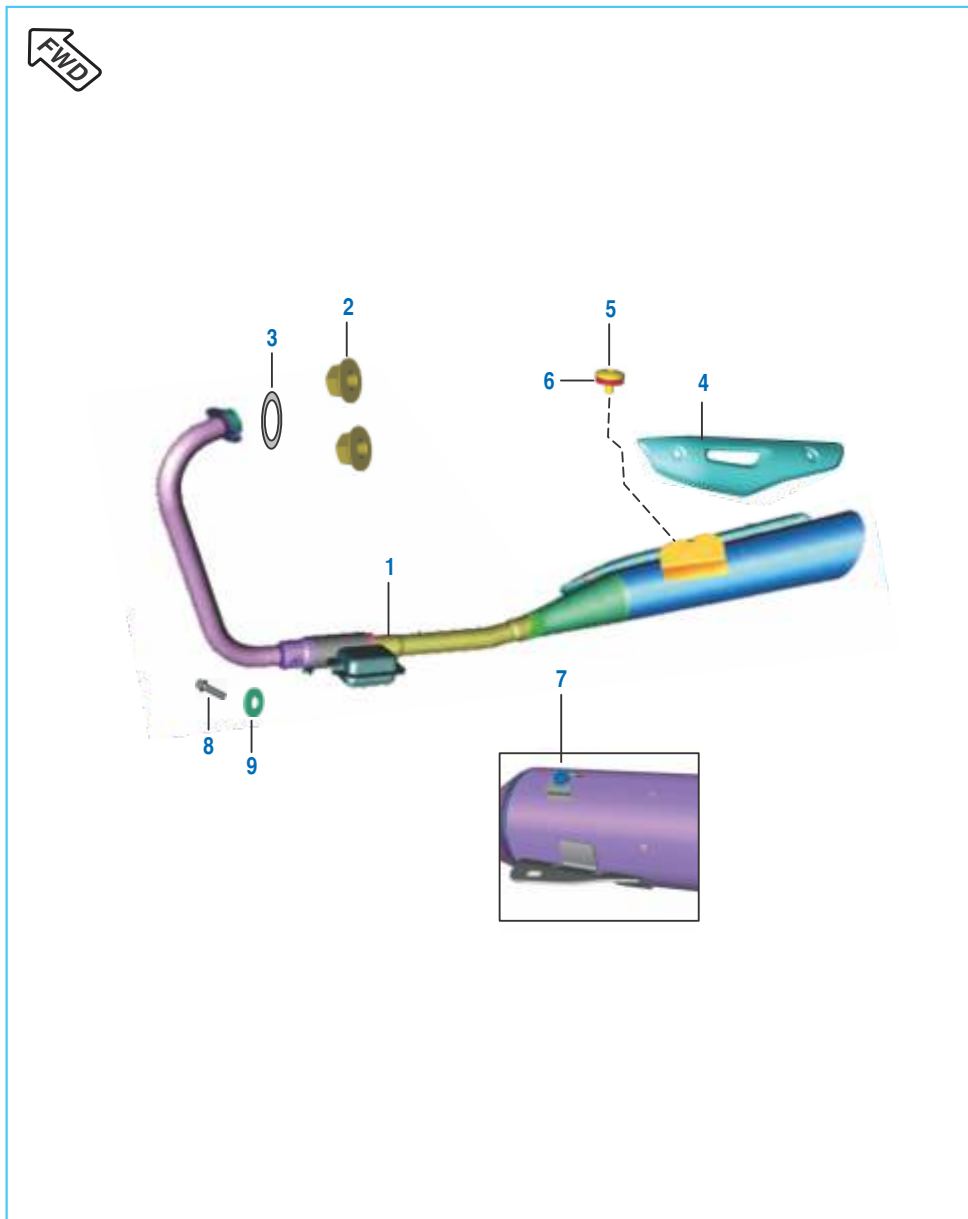
No.	Part No.	Description	Qty.		Remarks
			(ES)	(KS)	
1	PF 5810 38	Assembly Air Filter	1	1	
	PF 5810 55	Assembly Air Filter With SAI	1	--	BS IV
2	PF 5810 45	Assly Catridge	1	1	
3	36 PF01 31	Kit air fil element & cover O ring	1	1	
4	PF 5810 46	Arrester Flame	1	1	
5	PF 5810 40	Cover Side	1	1	
6	PF 5810 52	Tube Connecting	1	1	
7	PF 5810 51	Duct Intake	1	1	
8	PF 5810 49	Ring Seal Air Filter Cover	1	1	
9	PF 5810 48	Drain Tube	1	1	
10	PF 5810 47	Tube Breather	1	1	
11	DG 1210 40	Clip	1	1	
12	DS 1211 26	Pug	1	1	
13	DG 1210 25	Clip	1	1	
14	DH 1210 38	Clamp	1	1	
15	PA 5810 53	Top Cove Screw	5	5	
16	DP 1610 94	Bolt Stepped	2	2	
17	KA DF06 14	Bolt Step	1	1	
18	PF 5826 01	Foam Element SAI	1	--	BS IV
19	PF 5826 00	Cover SAI Filter	1	--	BS IV
20	PF 5826 02	O Ring SAI Filter Cover	1	--	BS IV
21	KB RA48 19	Screw	3	--	BS IV
22	PF 5824 00	Hose SAI	1	--	BS IV
23	JY 5810 28	Clamp	1	--	BS IV

EVAP Mechanism



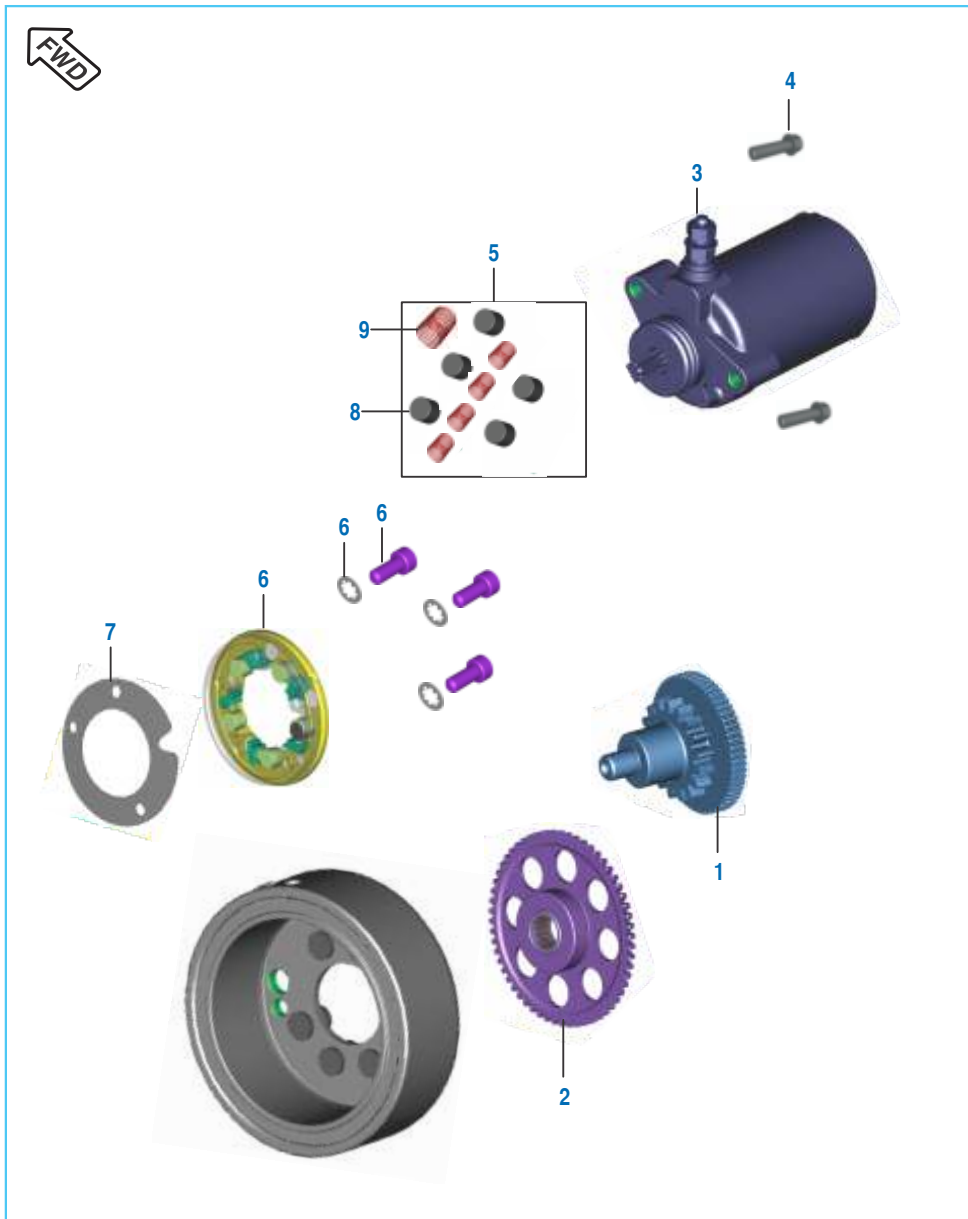
No.	Part No.	Description	Qty.		Remarks
			(ES)	(KS)	
1	JY 1710 77	Canister	1	1	
2	JY 1710 69	Spring Band Clamp 15 x 10	1	1	
3	PF 1710 35	Tube Canister To Purge Valve	1	1	
4	JH 1710 48	Grommet Purge Valve	1	1	
5	PD 1716 16	Valve Purge	1	1	
6	JG 1710 29	Spring Band Clamp 11.5 x 8.4	1	1	
7	PF 1710 36	Tube Valve Purge To Carburetor	1	1	
8	JL 1711 01	Clamp Band Spring 9.5 x 8.4	2	2	
9	PF 1710 33	Tube Connector to Canister	1	1	
10	JG 1710 86	Connector Tube EVAP	1	1	
11	JL 1711 02	Clamp Band Spring 12.5 x 8	2	2	
12	PF 1710 32	Tube Tank To Inline Connector	1	1	
13	JY 1710 70	Spring Band Clamp 9 x 8.4	1	1	
14	PF 1710 62	Tube Breather Canister Connector	1	1	
15	JY 1138 42	Connector Y Shape	1	1	
16	JY 1710 90	Spring Band Clamp 13 x 12	1	1	
17	PF 1710 63	Tube Breather Canister	1	1	
18	JH 1716 02	Clamp - Canister Breather	1	1	
19	PD 1710 29	Tube Canister Drain	1	1	
20	JZ 1710 55	Strap Canister	2	2	
21	DM 1210 14	Tube Oil Drain	1	1	

Silencer Assembly

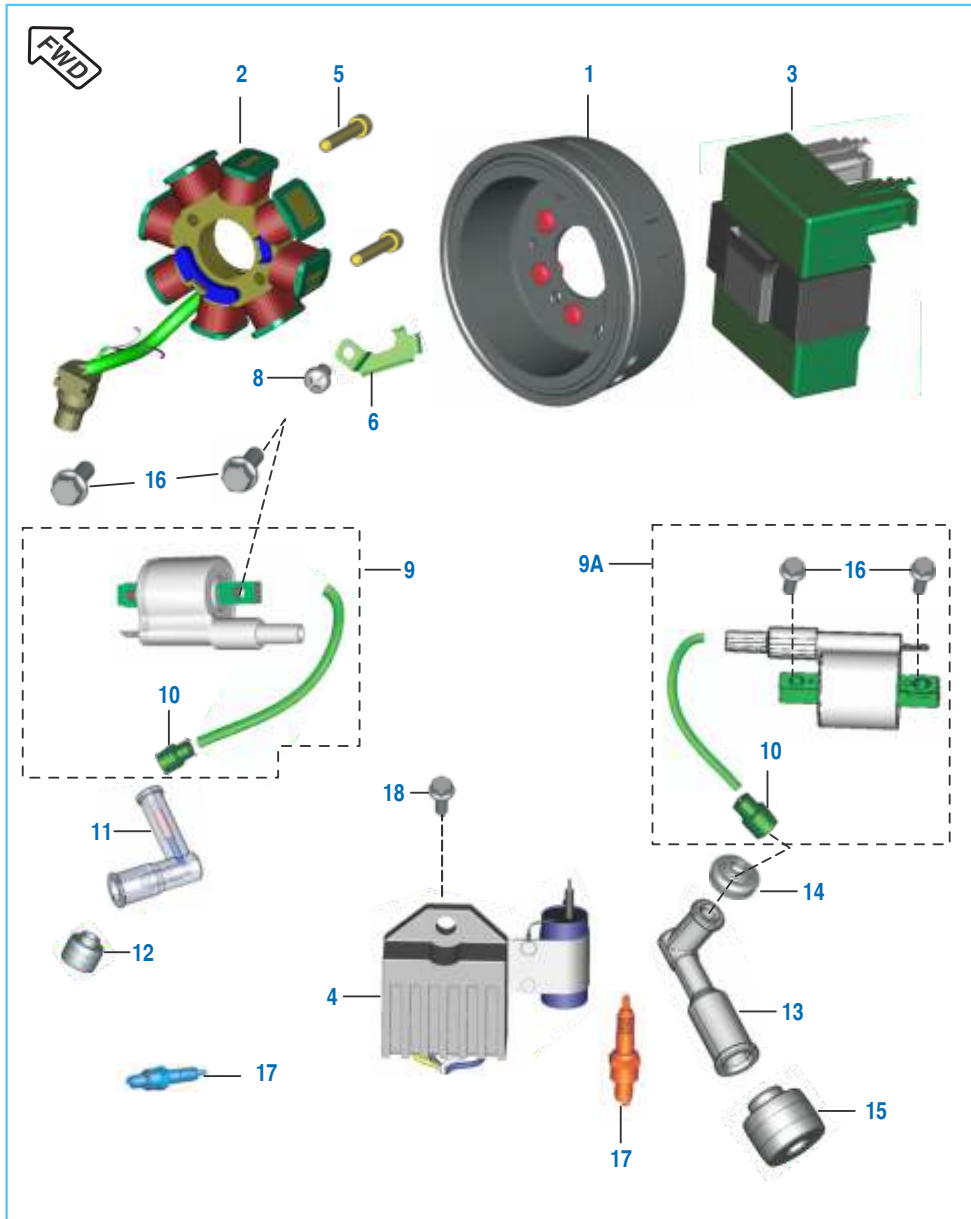


No.	Part No.	Description	Qty.		Remarks
			(ES)	(KS)	
1	YP F080 01	Silencer Assembly W/O Shield	1	1	BS IV
	YP F120 01	Silencer Assembly W/O Shield	1	1	
2	39 2295 15	Nut - U	2	2	
3	JE 5910 02	Gasket Exhaust	1	1	
4	PF 5911 46	Shield Muffler	1	1	
5	DH 1013 95	Truss Screw	2	2	Platina 100UG Aug. 17
	JW 5910 28	Truss Screw M5 x 0.8	2	1	
6	DH 1013 01	Seal Shield Muffler	2	2	Platina 100UG Aug. 17
	JB 5910 68	Washer Nylon Shield Silencer	2	2	
7	JW 5910 30	Grommet Shield	1	1	Platina 100UG Aug. 17
	JB 5910 59	Damper Shield Muffler Disco - M	1	1	
8	DK 1016 10	Bolt M5	1	1	
9	39 2492 11	Plain Washer	1	1	

Starter Assembly



No.	Part No.	Description	Qty.		Remarks
			(ES)	(KS)	
1	PF 6214 00	Starter Drive Assly.	1	--	
2	PF 6214 03	Assly Gear Starter Clutch	1	--	
3	PF 3516 01	Starter Motor Assly.	1	--	
	PF 3516 02	Motor Assembly Starter	1	--	For Spoke Wheel
4	LA D000 11	Bolt Flange St Motor Mtg	2	--	
5	36 JZ01 32	Kit Starter Clutch Repair	1	--	Refer Kit List
6	36 DK00 76	Body Complete Starter Clutch	1	--	
7	DK 1016 05	Plate roller clutch (SS 304)	1	--	For CBS Model
8	DH 1011 63	Roller clutch (DIA 12 x 10)	5	--	For CBS Model
9	DK 1015 96	Spring starter clutch	5	--	For CBS Model
10	LD F000 01	Washer toothed	3	--	For CBS Model
11	DH 1013 82	Bolt socket - M6	3	--	For CBS Model

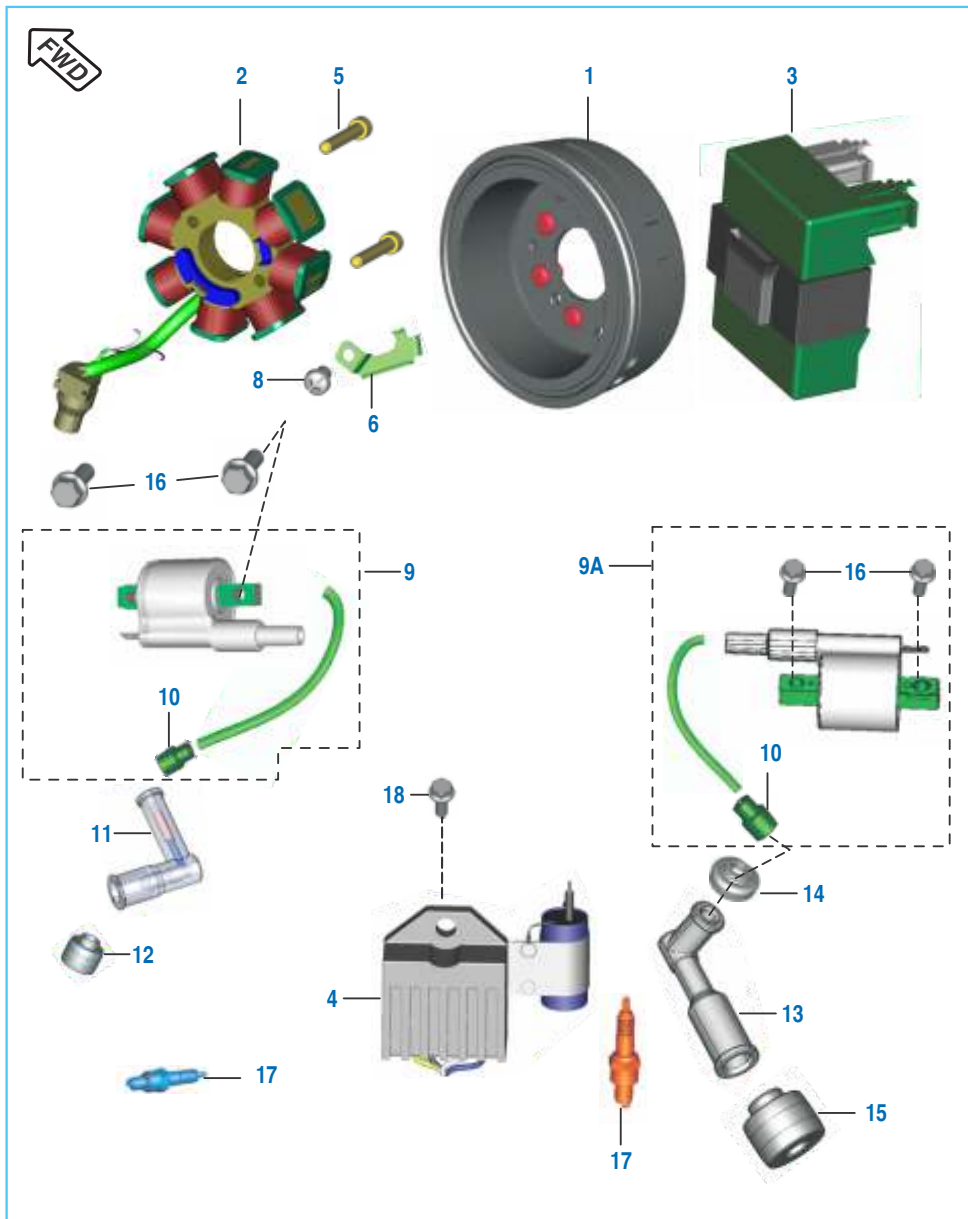


Front Wheel Direction

Magneto, CDI & H.T. Coil

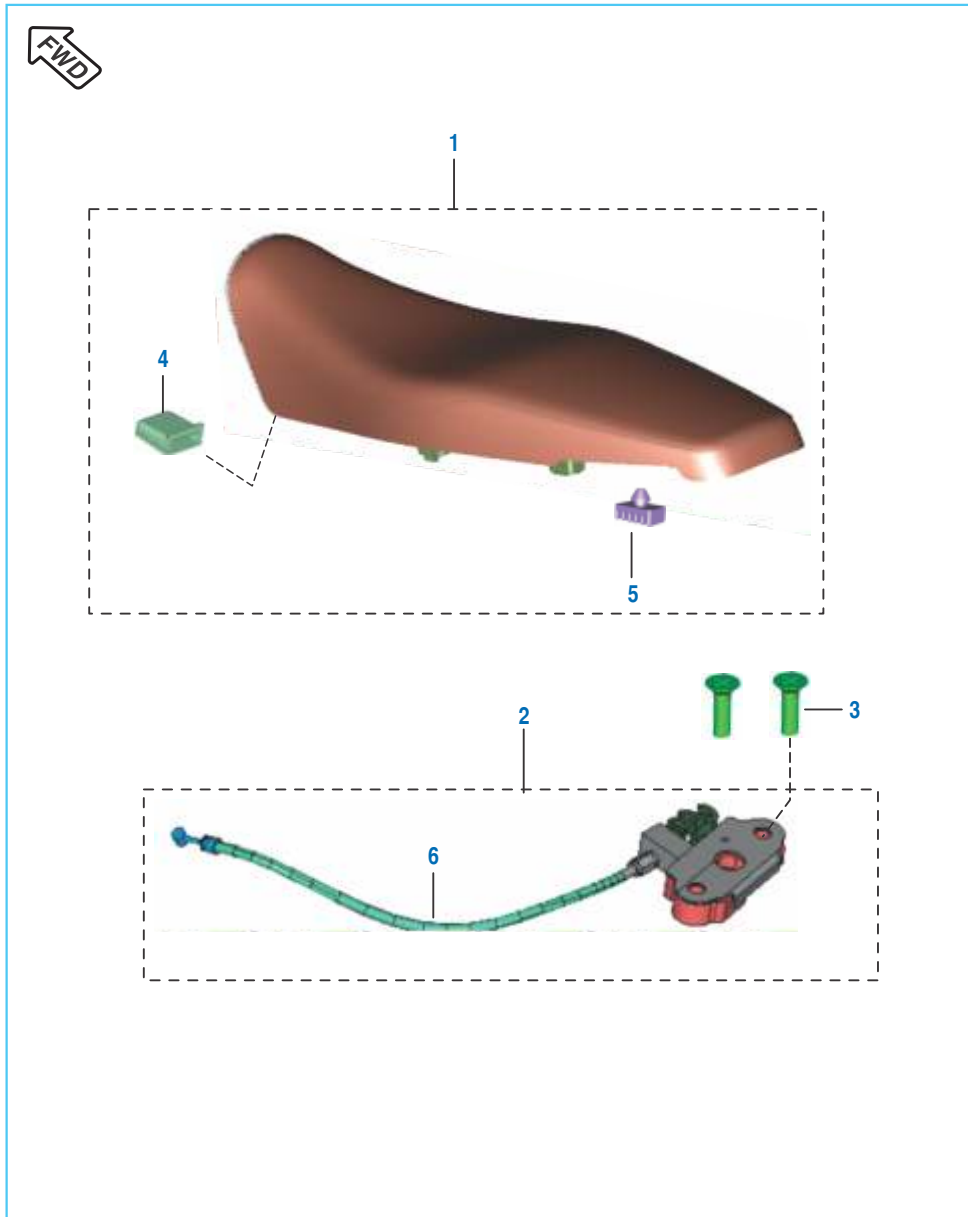
No.	Part No.	Description	Qty.		Remarks
			(ES)	(KS)	
1	PF 3510 13	Rotor Assly With St. Clutch ES	1	--	
	PF 3510 25	Assembly Rotor Without Clutch	1	--	Comfortec (June 16)
	PF 3510 15	Rotor Assly KS W/O St. Clutch	--	1	
	PF 3510 28	Assembly Rotor KS	--	1	Comfortec (June 16)
2	PF 3510 17	Stator Assembly - DC	--	1	
	PF 3510 04	Stator Assembly - DC	1	--	
	PF 3510 24	Stator Assembly	1	1	Comfortec (June 16)
	PF 3510 33	Stator assembly	--	1	For KS CBS Model
3	PF 3512 06	CDI	1	1	
	PF 3512 20	CDI	1	1	Comfortec (June 16)
4	PF 4020 00	Regulator Rectifier	1	1	
	PF 4020 01	Regulator DC	1	1	Comfortec (June 16)
5	LA C000 52	Bolt Socket	2	--	
	JE 5410 42	Bolt Socket	--	2	
6	PF 5412 42	Bracket Stator Harness - ES	1	--	
	JA 5410 28	Lock Plate - KS	--	1	
7	DH 1013 80	Pan Head Screw - Pick up coil	2	2	
8	KB AB06 08	Screw Pan-Bracket Stator	1	1	
	KB BC06 08	Screw pan cross	1	1	For CBS Model
9	PF 3512 17	Coil HT - 1	1	1	
9A	PF 3512 19	Coil HT - 2	1	1	
10	DD 1110 12	Grommet HT coil	2	2	
11	DD 1110 48	Spark Plug Cap LH	1	1	
12	DD 1110 11	Grommet Spark Plug Cap LH	1	1	

Magneto, CDI & H.T. Coil



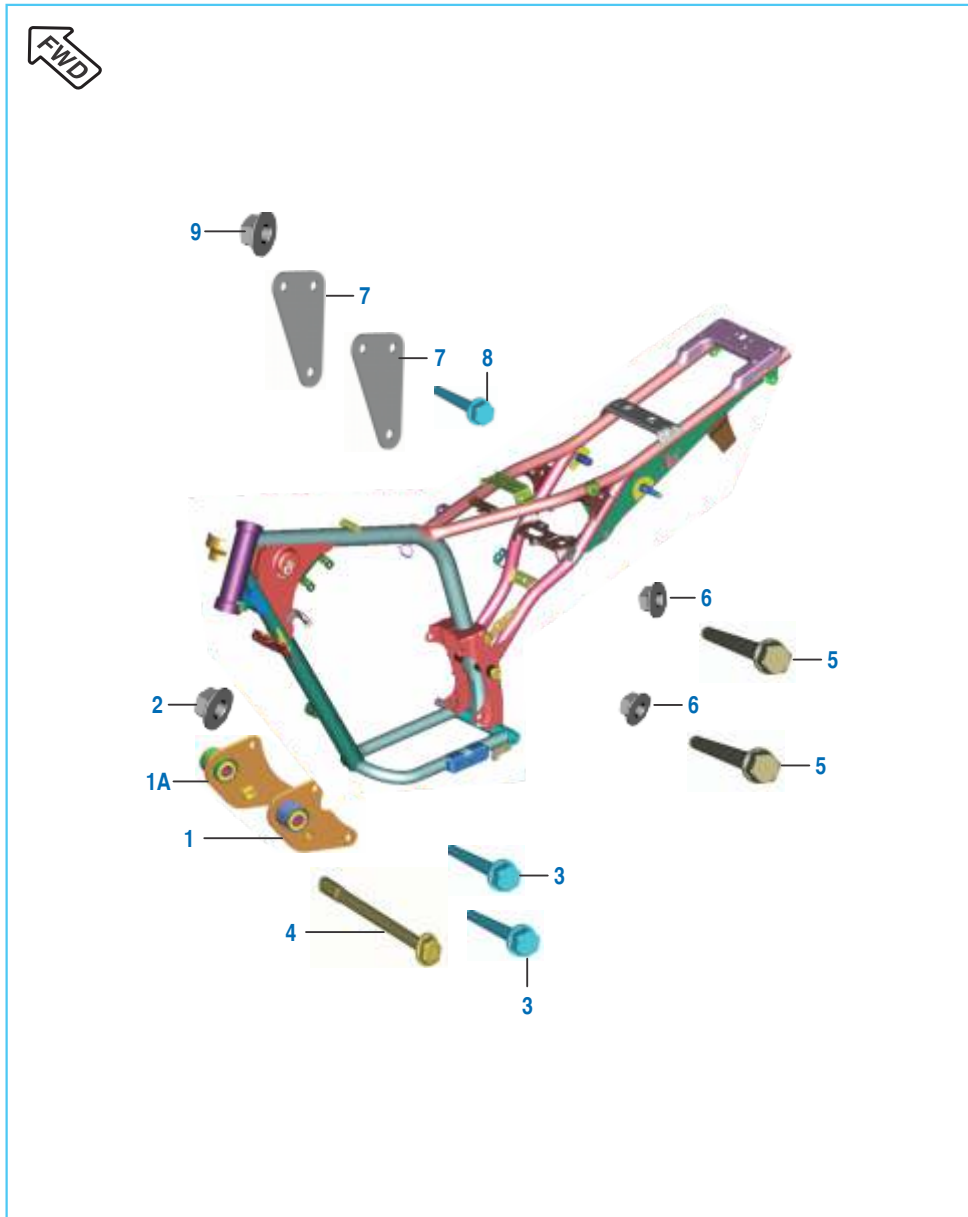
No.	Part No.	Description	Qty.		Remarks
			(ES)	(KS)	
13	DH 1110 15	Cap Spark Plug RH	1	1	
14	JD 3512 06	Grommet Sleeve Plug Cap RH	1	1	
15	DH 1110 13	Grommet Spark Plug Cap RH	1	1	
16	KA DF06 16	Bolt Flanged	4	4	
17	CF 1110 19	Plug - Spark BOSCH :	2	2	UR4AC Or
	DD 1110 18	Plug - Spark Champion	2	2	PRZ9HC
18	39 1943 04	Bolt-Regulator Mtg	1	1	
19	JG 1312 20	Screw pan cross - M6	2	2	For Pickup coil

Seat Assembly / Seat Lock



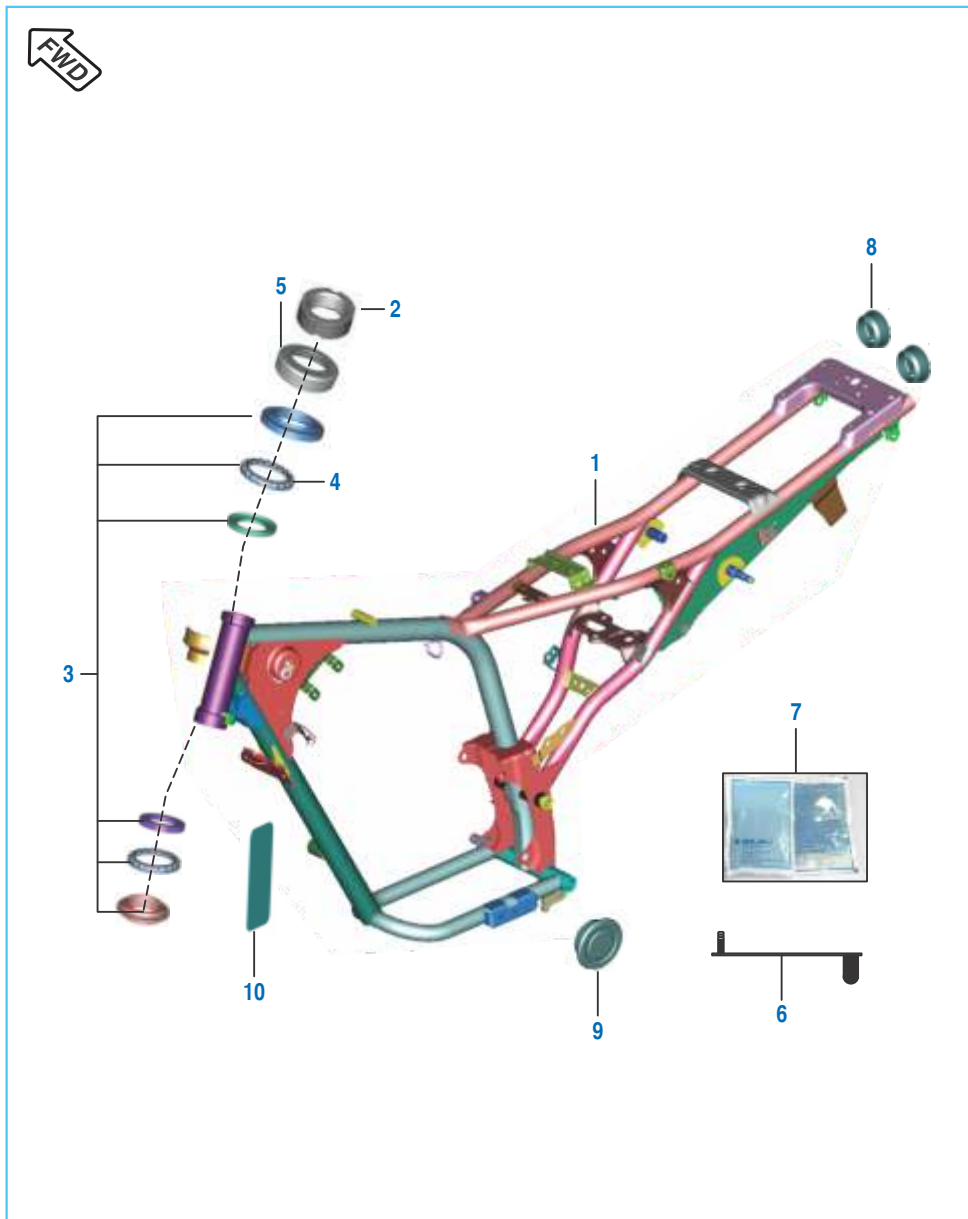
No.	Part No.	Description	Qty.		Remarks
			(ES)	(KS)	
1	PF 1910 11	Seat Assly. Comp	1	1	
2	PA 1612 11	Lock Assy. Seat	1	1	
3	39 0743 01	Screw CSK	2	2	
	KB CA06 20	Screw CSK Cross - M6	2	2	For CBS Model
4	DK 2110 07	Damper Seat Front	1	1	
5	JK 1910 05	Damper For Seat	9	9	
6	PA 1612 07	Cable Seat Lock	1	1	

Engine Mountings



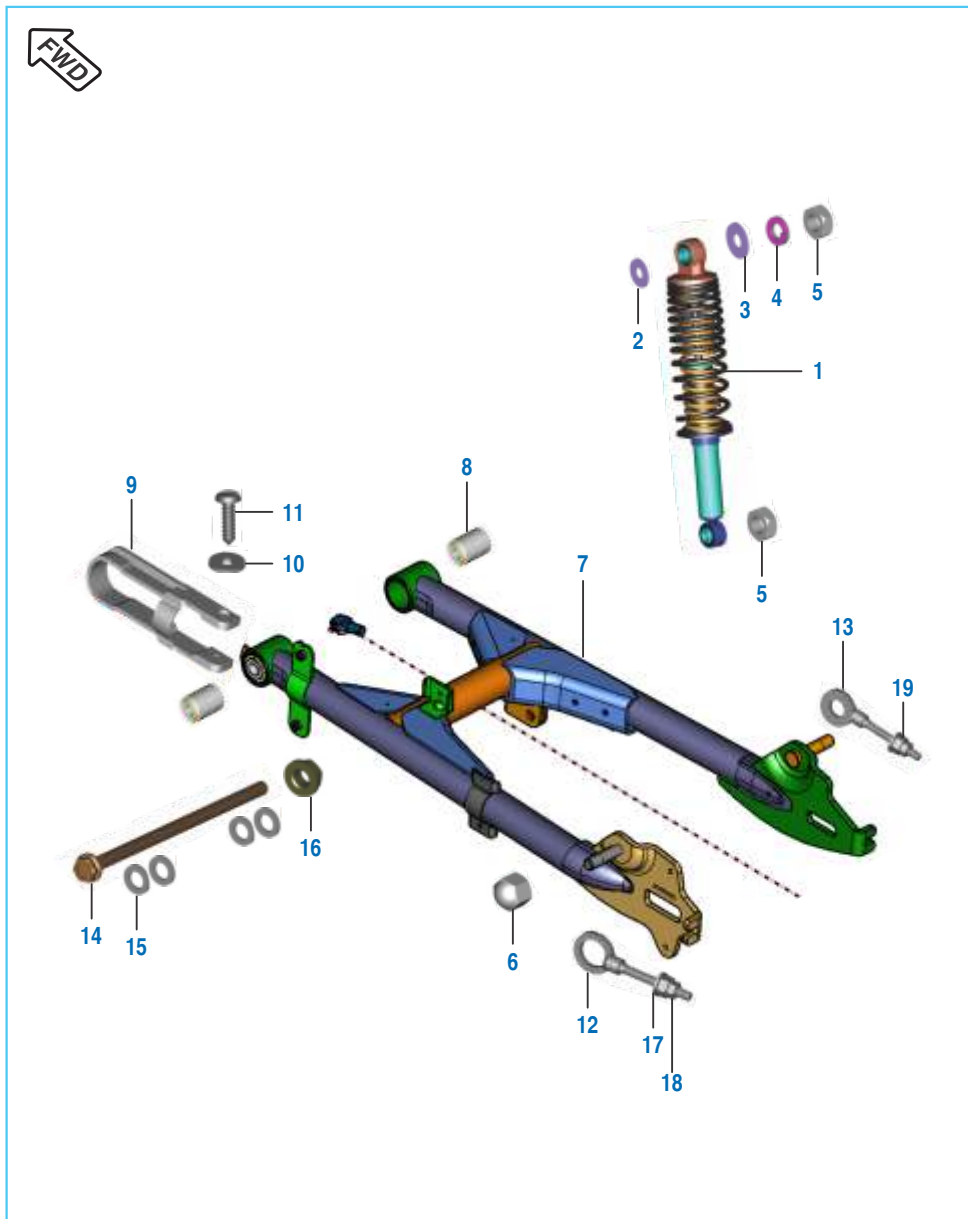
No.	Part No.	Description	Qty.		Remarks
			(ES)	(KS)	
1	PA 1134 16	Assly Eng Mtg Front LH	1	1	
1A	PA 1134 17	Assly Eng Mtg Front RH	1	1	
2	LC G000 01	Nut - Hex With Flange	3	3	
3	LA D000 01	Bolt Flange M8 L75	3	3	
	KC GF08 08	Nut hex flanged - M8 x 1.25	3	3	For CBS Model
4	LA D001 21	Bolt Flanged	1	1	
	KA DF08 D0	Bolt flange - M8 x 1.25 x L130	1	1	For CBS Model
5	JA 1134 03	Flanged Bolt M10X110	2	2	
	KA DF08 85	Bolt flange - M8 x 1.25 x L85	2	2	For CBS Model
6	39 1225 15	Nut Flanged M10 Olive	2	2	
	LC L000 01	Nut hex flange - M10	2	2	For CBS Model
7	PF 1134 03	Bracket Engine Mtg Top LH	2	2	
8	LA D000 48	Bolt Flanged	3	3	M8 X 1.25P X 65 L
9	KC GA08 08	Hex Nut Flanged	3	3	

Frame and Frame Fittings



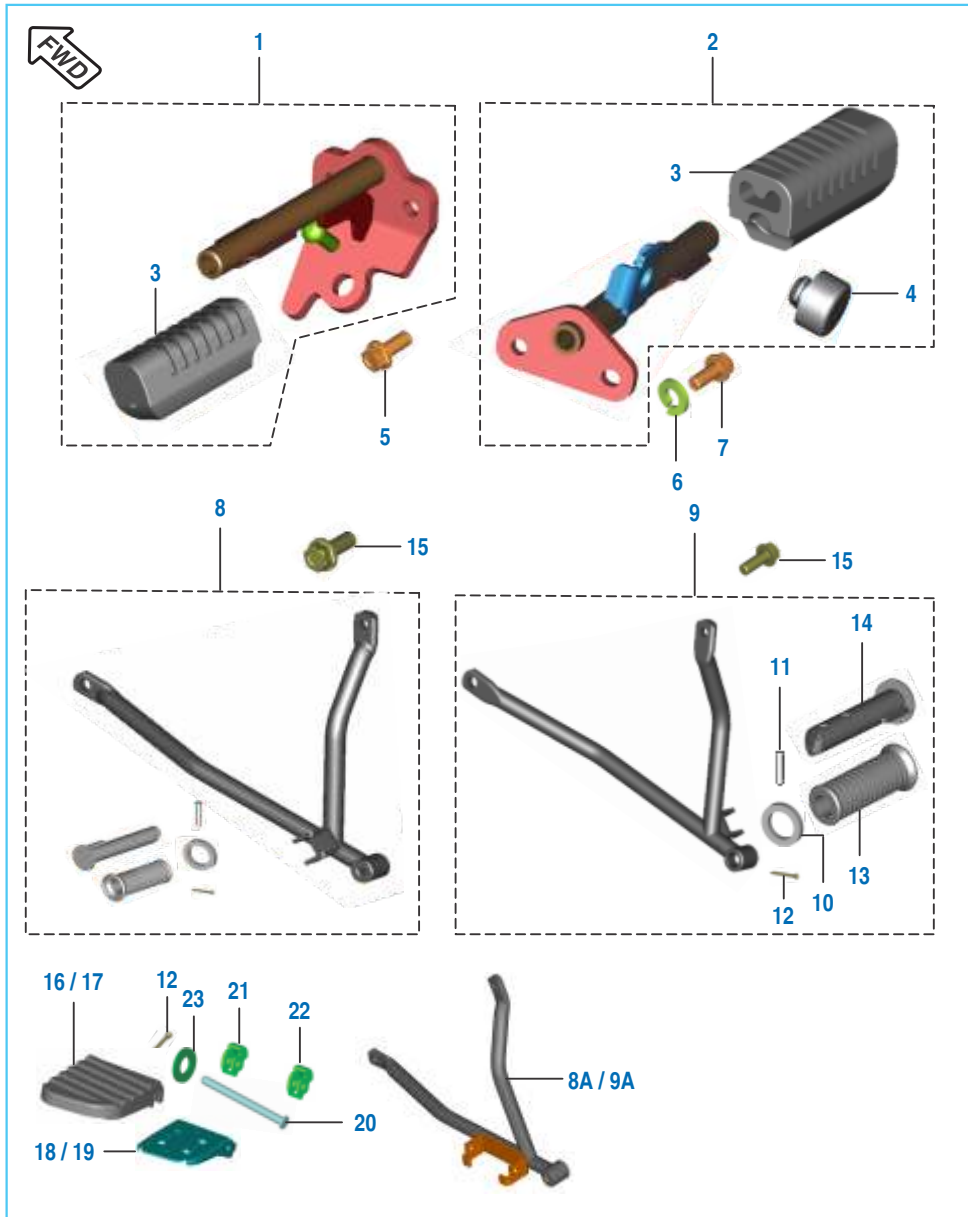
No.	Part No.	Description	Qty.		Remarks
			(ES)	(KS)	
1	PF 1110 60	Frame Assembly	1	1	Includes bearing race & cap rear end
	PF 1111 15	Frame Assembly	1	--	BS IV
	PF 1111 65	Frame Assembly	1	1	For CBS
2	30 1810 11	Nut Fork	1	1	
3	36 3140 05	Kit-Brg Race+Cone	1	1	Refer Kit List
4	DJ 1811 15	Cage Bearing - Steering	2	2	
5	DH 1810 14	Cup Steering	1	1	
6	DK 2010 49	Clamp Harness Wiring	1	1	
7	36 0010 52	Grease Lithon RR3-10gm	1	1	
8	PF 1110 92	Cap Tube End	2	2	
9	PF 1110 96	Cap For Tube End	1	1	
10	JZ 1112 92	Tape Frame	1	1	

Swing Arm / Rear Shock Absorber

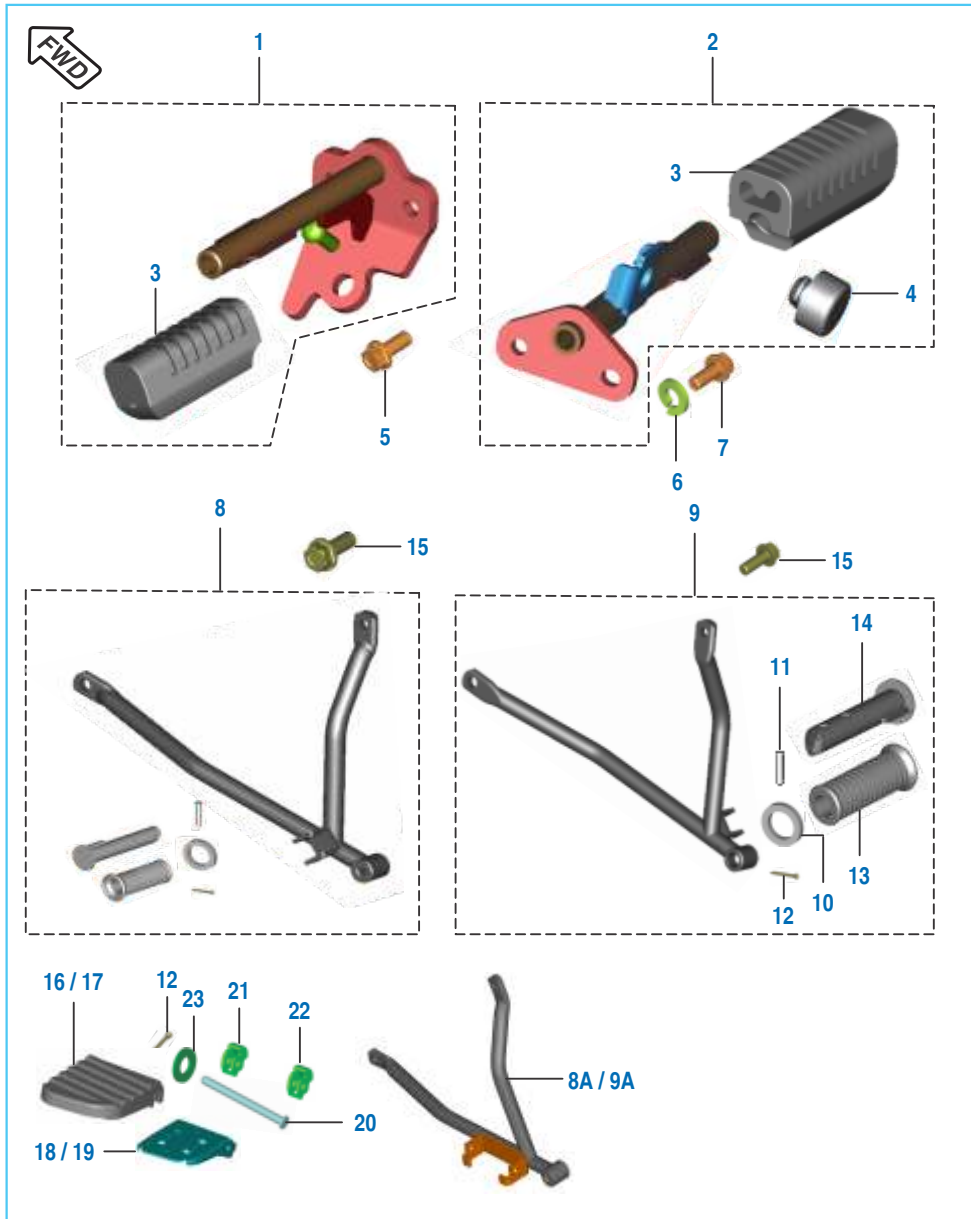


No.	Part No.	Description	Qty.		Remarks
			(ES)	(KS)	
1	PF 1220 12	Shock Absorber Rear	2	2	
	PF 1220 25	Shock Absorber Rear	2	2	Comfortec (June 16)
2	39 0781 11	Washer - Plain	2	2	
3	DG 1710 25	Washer	6	6	
4	39 2726 12	Washer - Spring	4	4	
	KD DB10 18	Washer spring	4	4	For CBS Model
5	39 1336 15	Nut (W/O Plating)	3	3	
6	39 2366 15	Nut Domed Cap	1	1	(LH RSA top only)
7	PF 1220 14	Swing Arm Assy	1	1	
	52 PF06 12	Arm Swing S/A	1	1	
	JK 1220 12	Arm Swing S/A	1	1	For CBS Model
8	DP 1710 06	Silent Bush	2	2	
9	DZ 1710 09	Damper For Swing Arm	1	1	
10	39 0454 11	Plain Washer	2	2	
11	39 0553 02	Self Tapping Screw	2	2	
12	JK 1220 02	Adjuster Assy. Chain - LH	1	1	
	DU 1510 11	Adjuster assembly - chain - LH	1	1	For CBS Model
13	JK 1220 04	Adjuster Assy. Chain - RR	1	1	
	DU 1510 12	Adjuster assembly - chain - RR	1	1	For CBS Model
14	JA 1210 03	Shaft Swing Arm	1	1	
15	KD AA12 22	Washer Plain Small	4	4	
16	39 0939 15	Nut Hex Nyloc	1	1	
17	39 0711 11	Plain washer	2	2	For CBS Model
18	39 0292 15	Hexagon nut - M6 x 1	2	2	For CBS Model
19	39 2764 15	nut hexagon - M6 X 1 X A/F 13	2	2	For CBS Model

Foot Rest - Rider / Pillion

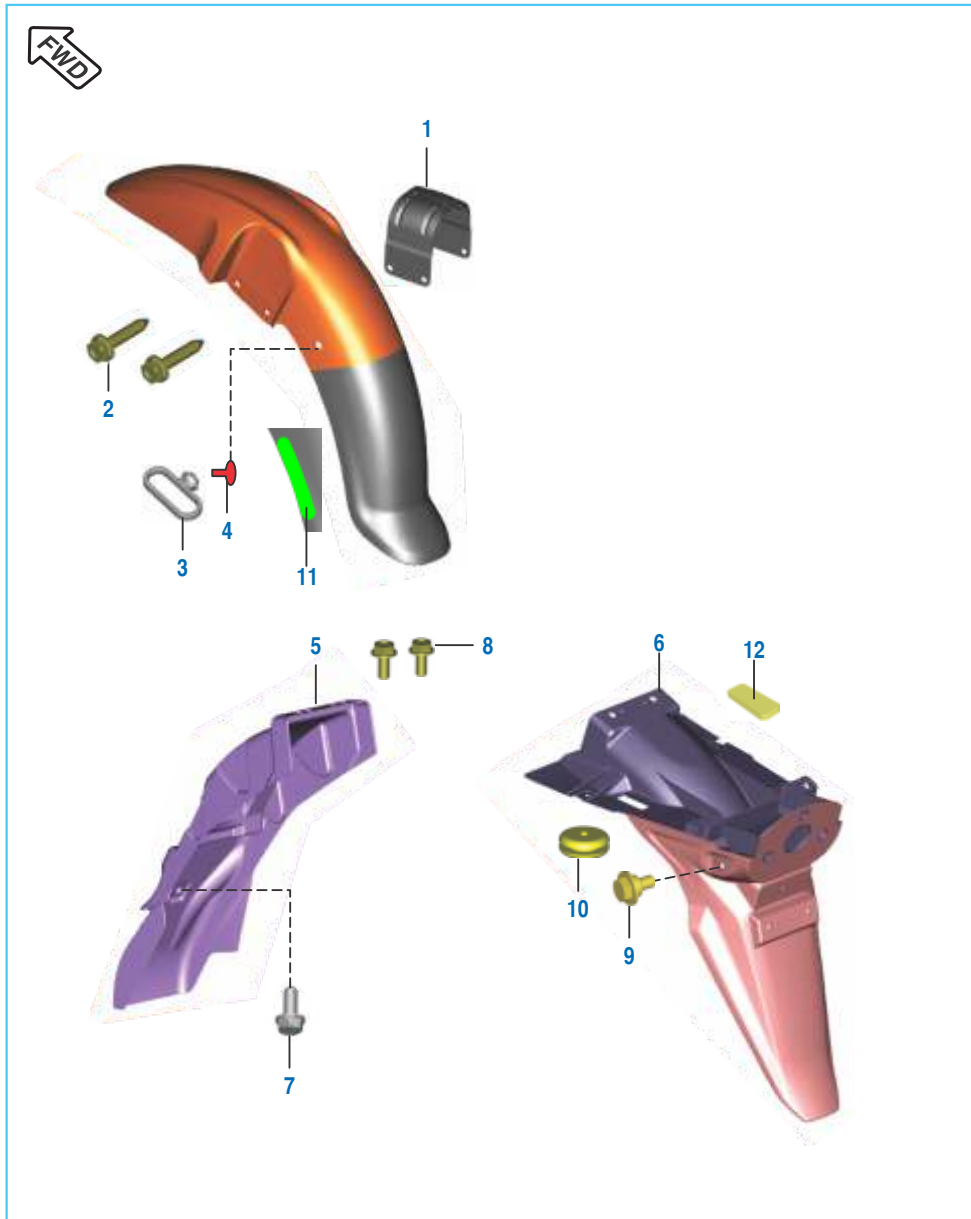


No.	Part No.	Description	Qty.		Remarks
			(ES)	(KS)	
1	PF 1130 12	Stay Main Step Assy LH	1	1	
2	PF 1130 13	Stay-Main Step Assy RH	1	1	
	PF 1130 64	Stay-Main Step Assy RH	1	1	For CBS Model
3	PF 1130 28	Damper Rider Footrest	2	2	
4	DG 1612 24	Damper	1	1	
5	LA D001 26	Bolt Flanged-M8X1.25XL20	2	2	
6	KD CB08 16	Washer Spring	2	2	
	KD DB08 15	Washer spring	2	2	For CBS Model
7	KA DD08 20	Bolt Flanged	2	2	
8	PF 1130 14	Stay Assy Pillion LH	1	1	
	PF 1130 32	Assembly Pillion Footrest LH	1	1	Comfortec (June 16)
8A	PF 1130 37	Stay Assy Pillion LH	1	1	Comfortec (June 16)
9	PF 1130 16	Stay Assy Pillion RH	1	1	
	PF 1130 33	Assembly Pillion Footrest RH	1	1	Comfortec (June 16)
9A	PF 1130 38	Stay Assy Pillion RH	1	1	Comfortec (June 16)
	PF 1130 63	Stay Assy Pillion RH	1	1	For CBS Model
10	DP 1611 63	Washer For Rear Foot Step	2	2	
11	30 1710 22	Pin	2	2	
12	39 0784 08	Pin Split	2	2	
	KH AA25 20	Pin cotter	2	2	For CBS Model
13	JK 1130 08	Rubber Pillion Step	2	2	
14	DP 1611 70	Step (Pillion Footrest)	2	2	
15	KA DD08 22	Bolt Flanged	2	2	
	LA D001 48	Bolt flange - M8 x 1.25 x L35	2	2	For CBS Model



Foot Rest - Rider / Pillion

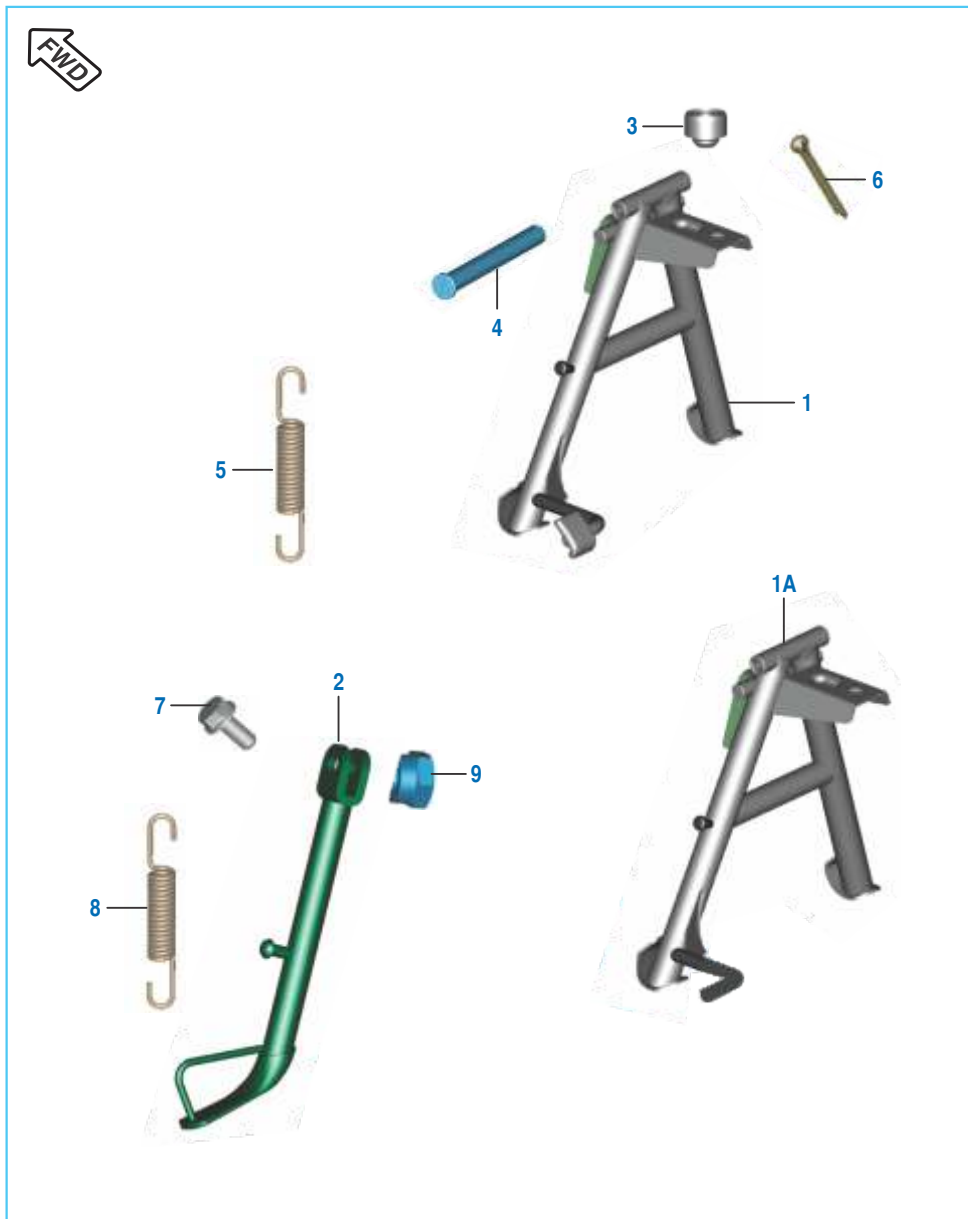
No.	Part No.	Description	Qty.		Remarks
			(ES)	(KS)	
16	PF 1130 33	Footrest Pillion RH	1	1	Comfortec (June 16)
17	PF 1130 32	Footrest Pillion LH	1	1	Comfortec (June 16)
18	PF 1130 44	Plate Pillion Footrest LH	1	1	Comfortec (June 16)
19	PF 1130 45	Plate Pillion Footrest RH	1	1	Comfortec (June 16)
20	PF 1130 36	Pin Pillion Footrest	2	2	Comfortec (June 16)
21	PF 1130 46	Damper Hinge-1	2	2	Comfortec (June 16)
22	PF 1130 47	Damper Hinge-2	2	2	Comfortec (June 16)
23	GL 1810 99	Washer	2	2	Comfortec (June 16)



Mudguard - Front & Rear


No.	Part No.	Description	Qty.		Remarks
			(ES)	(KS)	
1	PF 1814 23	Fender Brace	1	1	
2	KA DF06 25	Bolt Hex With Flange - M8x1.25	4	4	
3	DS 1611 25	Guide - Cable	1	1	
	DU 1612 81	Guide cable	1	1	For CBS Model
4	DJ 1610 69	Nail - Cable Guide	1	1	
5	PF 1814 24	Fender Rear Front	1	1	
	PF 1814 29	Fender Rear Front	1	--	BS IV
6	PF 1814 22	Fender Rear RR	1	1	
7	KA DF06 10	Bolt Flanged	1	1	
8	KA DF06 14	Bolt Flanged	2	2	
9	DS 1612 24	Bolt Stepped With Flange	2	2	
10	DJ 2011 73	Grommet	2	2	
11	JK 1814 12	Tape	1	1	For CBS Model
12	PF 1814 40	Plug	1	1	For CBS Model

Stand Assembly



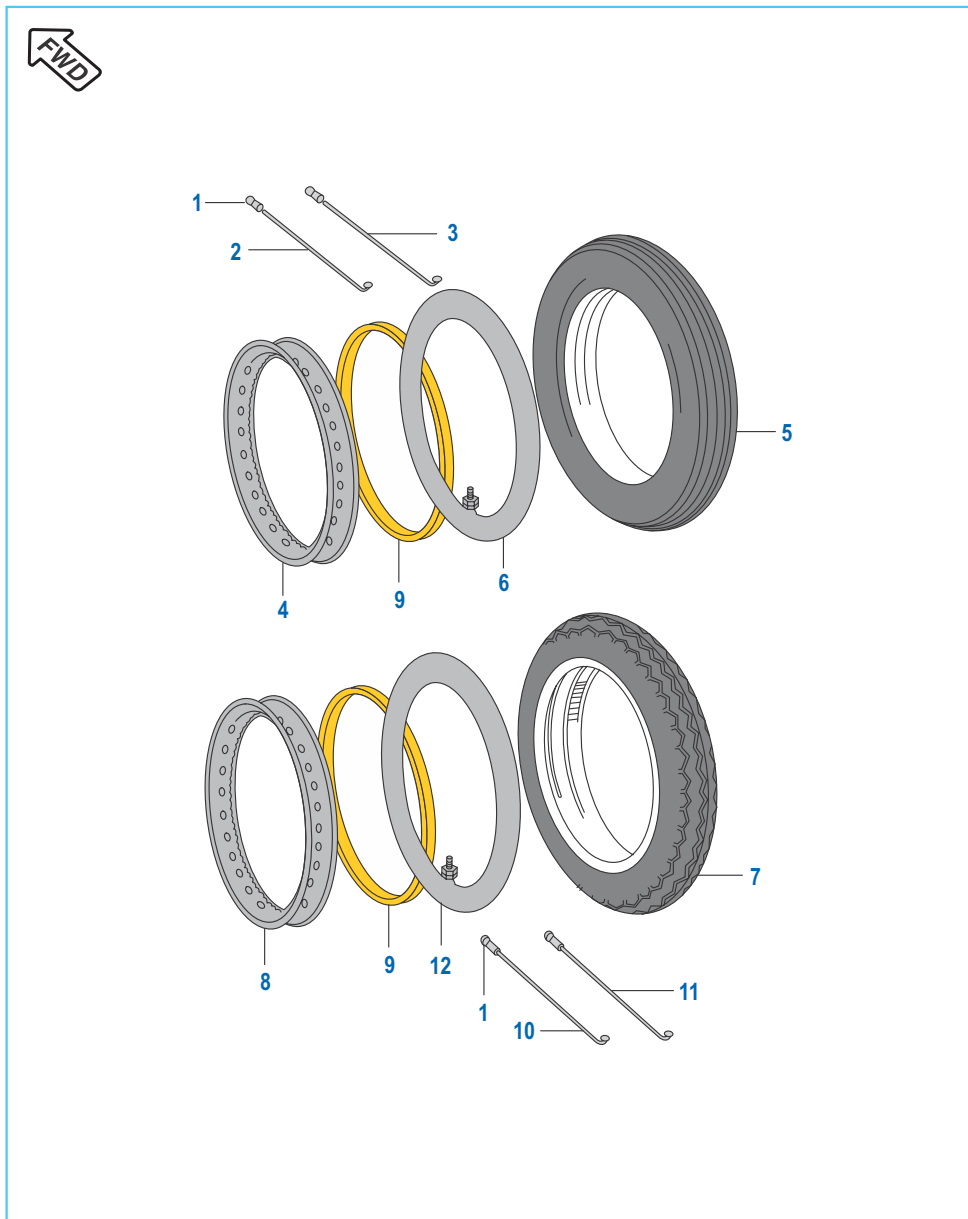
No.	Part No.	Description	Qty.		Remarks
			(ES)	(KS)	
1	PF 1132 03	Stand Center	1	1	
1A	PF 1132 06	Stand Center	1	1	Comfortec (June 16)
2	JA 1132 02	Stand Side	1	1	
3	DG 1611 24	Damper Center Stand	1	1	
4	30 1611 57	Shaft Center Stand	1	1	
5	DH 1611 21	Spring M-Stand	1	1	
	JZ 1132 09	Spring Main Stand	1	--	BS IV
	JZ 1132 05	Spring M-Stand	1	1	For CBS model
6	KH AA32 35	Pin - Cotter	1	1	
7	DF 1611 02	Bolt For Side Stand Mtg.	1	1	
8	DH 1610 66	Spring Side Stand	1	1	
9	39 0422 15	Nut - Nyloc	1	1	

Tyre / Tube / Rim (Alloy Wheels)



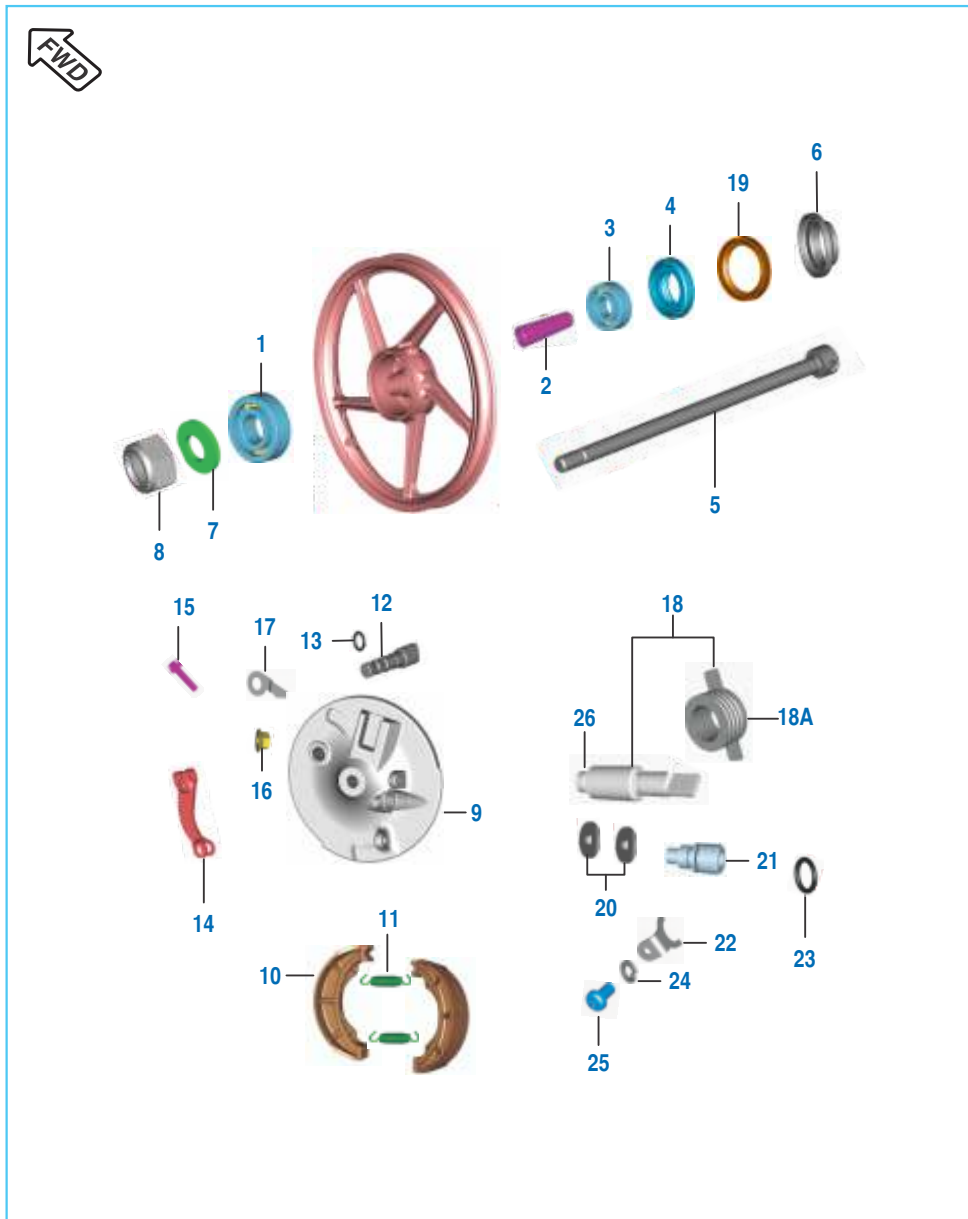
No.	Part No.	Description	Qty.		Remarks
			(ES)	(KS)	
1	JK 1310 37	Wheel Fr 1.4X17 Dia 110 Blk	1	1	Comfortec (June 16) Platina 100UG Aug. 17
	JK 1310 26	Wheel Fr 1.4X17 Dia 110 Silver	1	1	
	JZ 1310 42	Wheel Fr Drum - 1.4 x 17 - Silver	1	--	
2	DM 1510 25	Tyre 2.75X17-Front	1	1	
3	DS 1510 49	Tube 2.75 X 17	1	1	
4	PA 1312 04	Wheel Rr 1.6X17-110 Dr Black	1	1	Comfortec (June 16)
	DU 1510 34	Wheel Rr 1.6X17-110 Dr Silver	1	1	
5	DM 1510 28	Tyre 3X17-Rear	1	1	
6	DS 1510 53	Tube 3 X 17-Rear	1	1	

Tyre / Tube / Rim (Spoke Wheel)



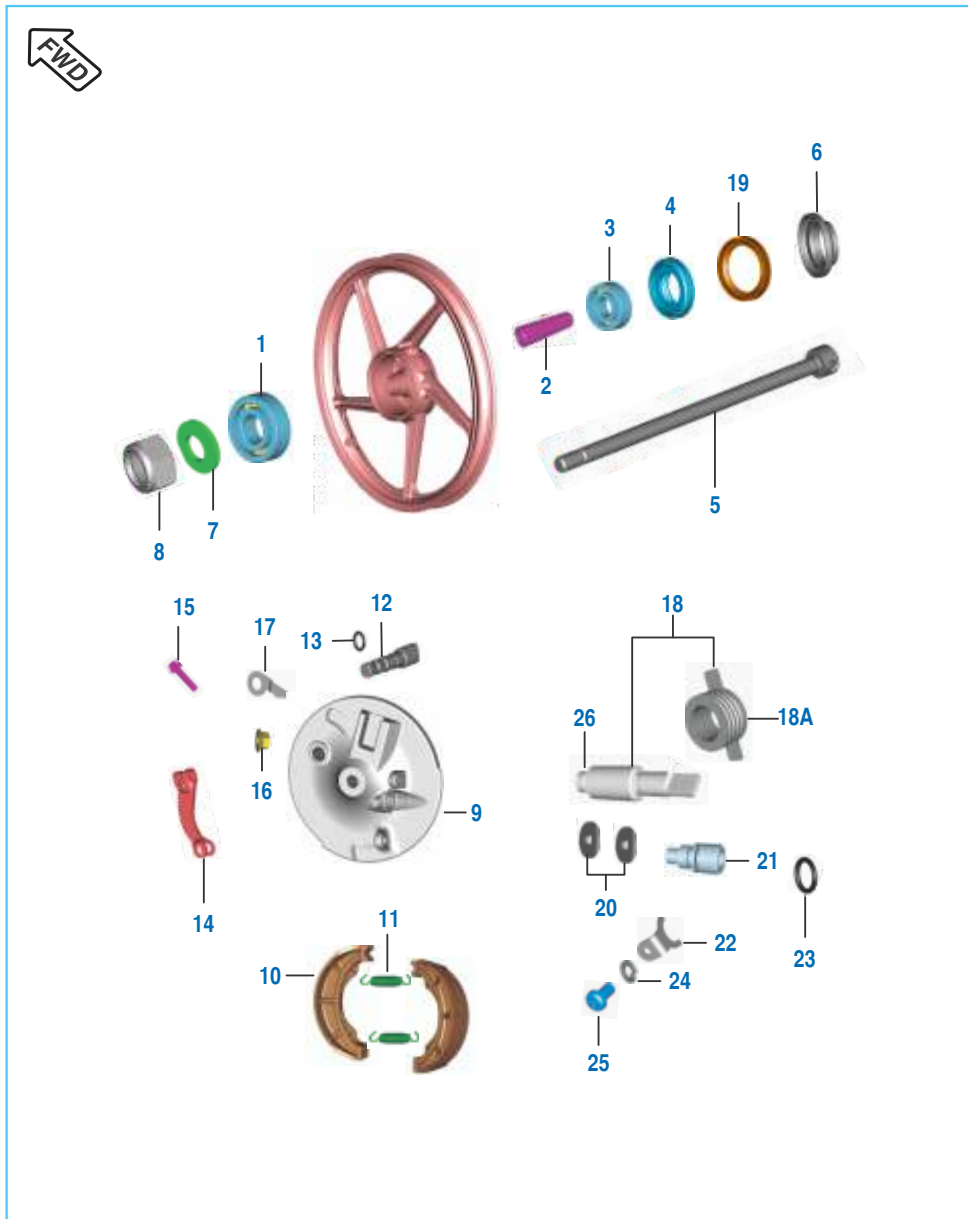
No.	Part No.	Description	Qty.		Remarks
			(ES)	(KS)	
1	16 1510 66	Nipple Spoke	72	--	
2	DU 1510 25	Spoke Inner Front	18	--	
3	DU 1510 26	Spoke Outer Front	18	--	
4	DM 1510 29	Wheel Rim Front (1.6 x 17)	1	--	
5	DM 1510 25	Tyre Front 2.75 X 17	1	--	
6	DS 1510 49	Tube Front 2.75 X 17	1	--	
7	DM 1510 28	Tyre Rear 3 X 17	1	--	
8	DU 1510 18	Wheel Rim Rear (1.85 x 17)	1	--	
9	DG 1510 22	Band Rim	2	--	
10	DU 1510 25	Spoke Inner Rear	18	--	
11	DU 1510 26	Spoke Outer Rear	18	--	
12	DS 1510 53	Tube Rear	1	--	

Front Hub (Alloy Wheels)



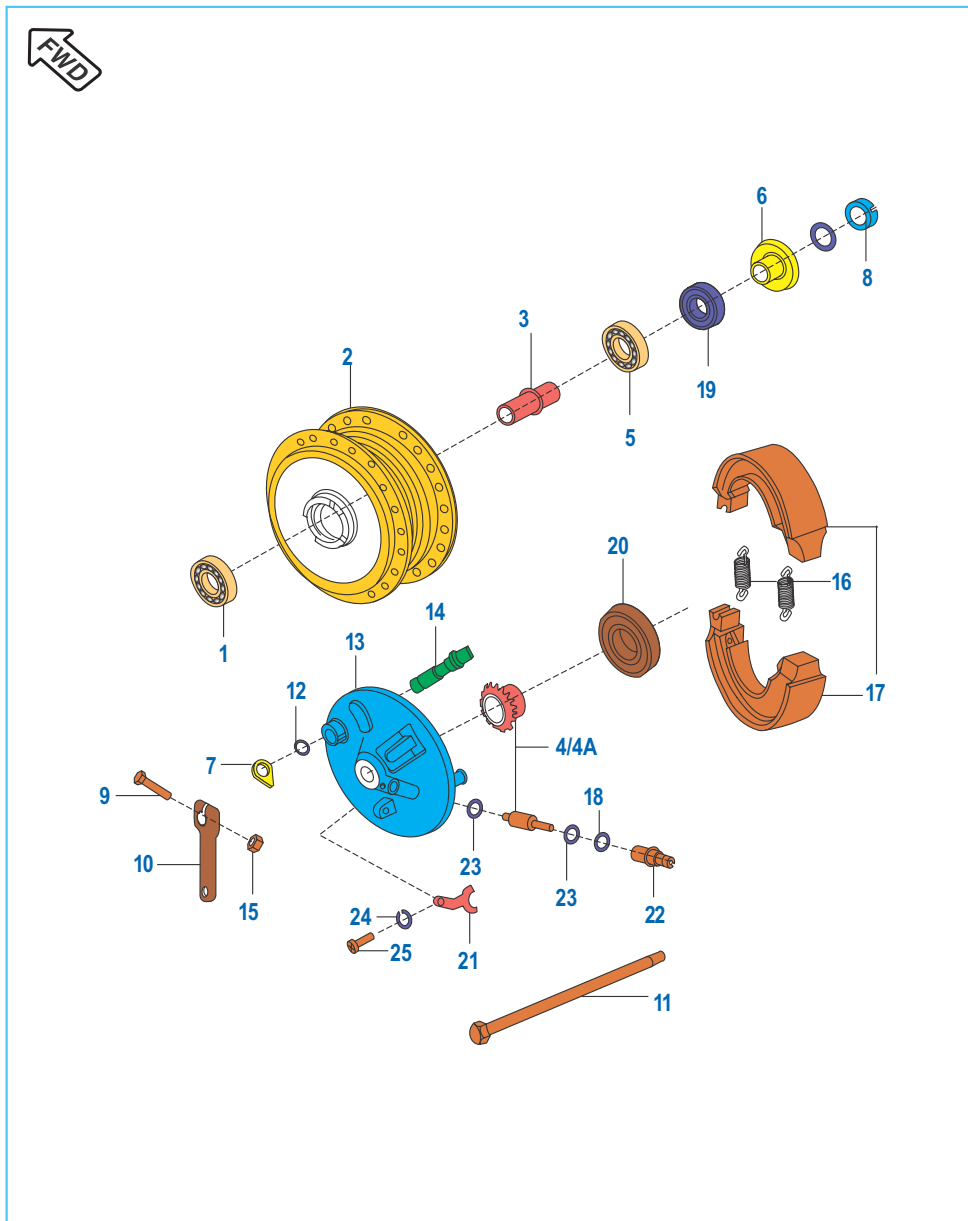
No.	Part No.	Description	Qty.		Remarks
			(ES)	(KS)	
1	KP BB63 00	Bearing-Ball-C3 Clearance	1	1	
2	31 1510 04	Collar	1	1	
	30 1510 32	Collar Bearing	1	-	Platina 100UG Aug. 17
3	KP BB62 00	Bearing-Ball-C3 Clearance	1	1	
4	14 1510 21	Seal - Oil 30 X 17 X 6	1	1	
	30 1510 33	Seal - Oil	1	-	Platina 100UG Aug. 17
5	JK 1310 23	Axle Front	1	1	
	DZ 1510 12	Axle Front	1	--	BS IV
	JK 1310 15	Axle	1	-	Platina 100UG Aug. 17
	DZ 1510 14	Axle	1	1	For CBS Model
6	JK 1318 07	Collar Assly	1	1	
	DZ 1510 32	Collar assembly	1	1	For CBS Model
7	39 1510 11	Washer - Plain	1	1	
8	LC J000 01	U Nut M10	1	1	
9	DZ 1510 25	Panel Front Brake Dia 110 Blk	1	1	
	DZ 1510 27	Panel Front Brake Dia 110 Blk	1	1	Comfortec (June 16)
	DZ 1510 30	Panel - Front Brake	1	-	Platina 100UG Aug. 17
	PF 1316 16	Panel brake front	1	1	For CBS Model
10	31 1510 07	Shoe Brake	2	2	
11	30 1510 69	Spring	2	2	
12	JK 1310 25	Cam Brake	1	1	
	31 1510 11	Cam Brake	1	--	BS IV
	30 1510 04	Cam brake	1	1	For CBS Model
13	30 1510 38	O Ring	2	1	

Front Hub (Alloy Wheels)



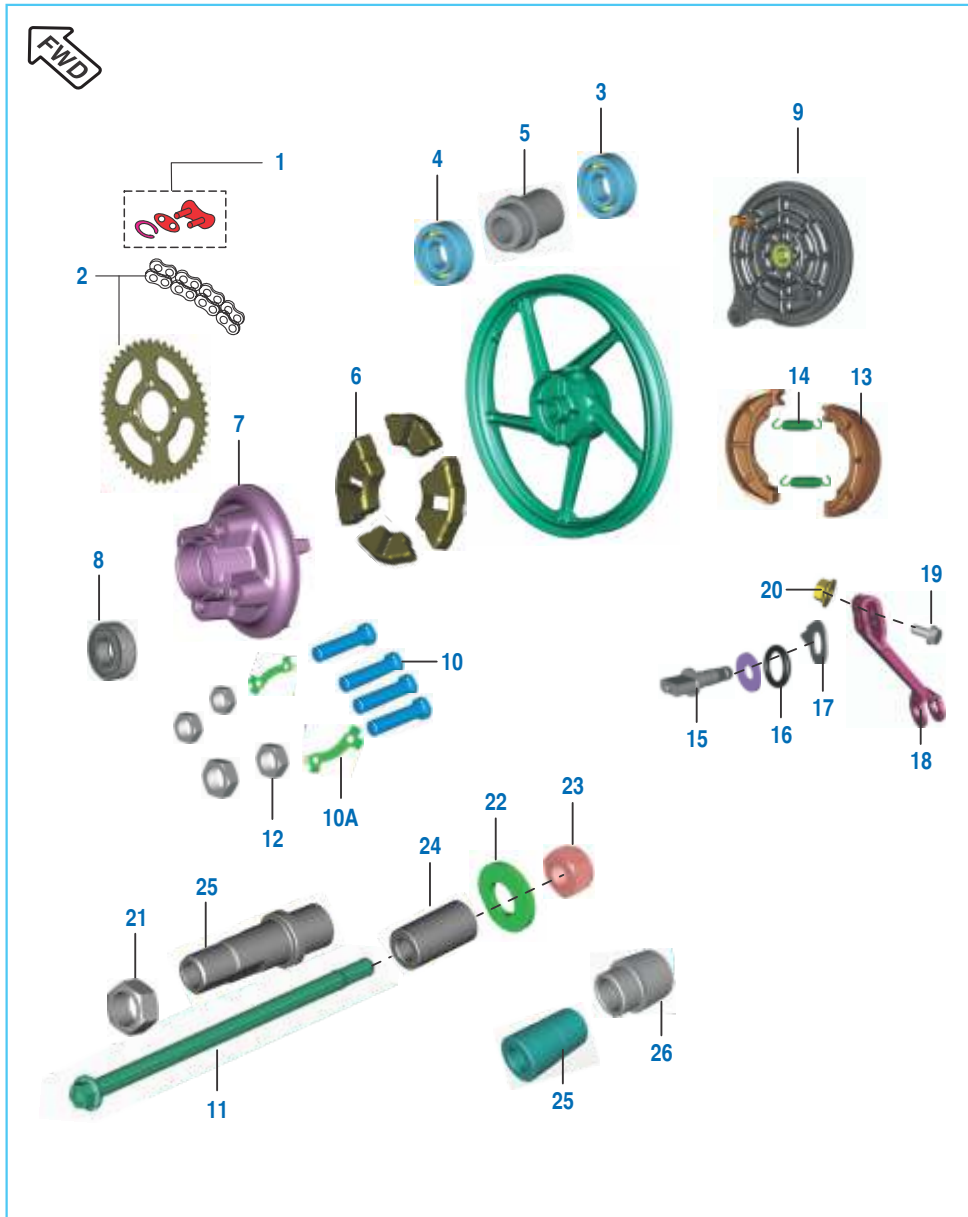
No.	Part No.	Description	Qty.		Remarks
			(ES)	(KS)	
14	JK 1310 24	Lever Brake Cam	1	1	
	DD 1510 08	Lever Brake Cam	1	--	BS IV
	DU 1510 44	Lever panel brake front	1	1	For CBS Model
15	DS 1510 95	Hex Head Bolt	1	1	
16	DS 1510 94	Flanged Nut	1	1	
17	DS 1510 91	Wear Indicator	1	1	
	DD 1510 09	Wear Indicator	1	1	BS IV
18	36 DZ00 08	Kit Gear Meter	1	1	Refer Kit List
18A	DL 1510 14	Speedometer Gear	1	--	Platina 100UG Aug. 17
19	31 1510 14	Oil Seal	1	1	
	PA 1310 03	Oil Seal	1	--	Platina 100UG Aug. 17
20	39 0242 11	Washer A	2	2	
21	JA 1316 06	Bushing	1	1	
22	JK 1310 16	Stopper For Bushing	1	1	
23	39 1013 21	O Ring	1	1	
24	39 0900 12	Washer Spring	1	1	
	KD DB04 08	Washer	1	1	For CBS Model
25	JK 1310 18	Screw Pan Cross	1	1	
	KB BA04 08	Screw pan cross	1	1	For CBS Model
26	30 1510 41	Gear meter screw	1	1	For CBS Model

Front Hub (Spoke Wheels)



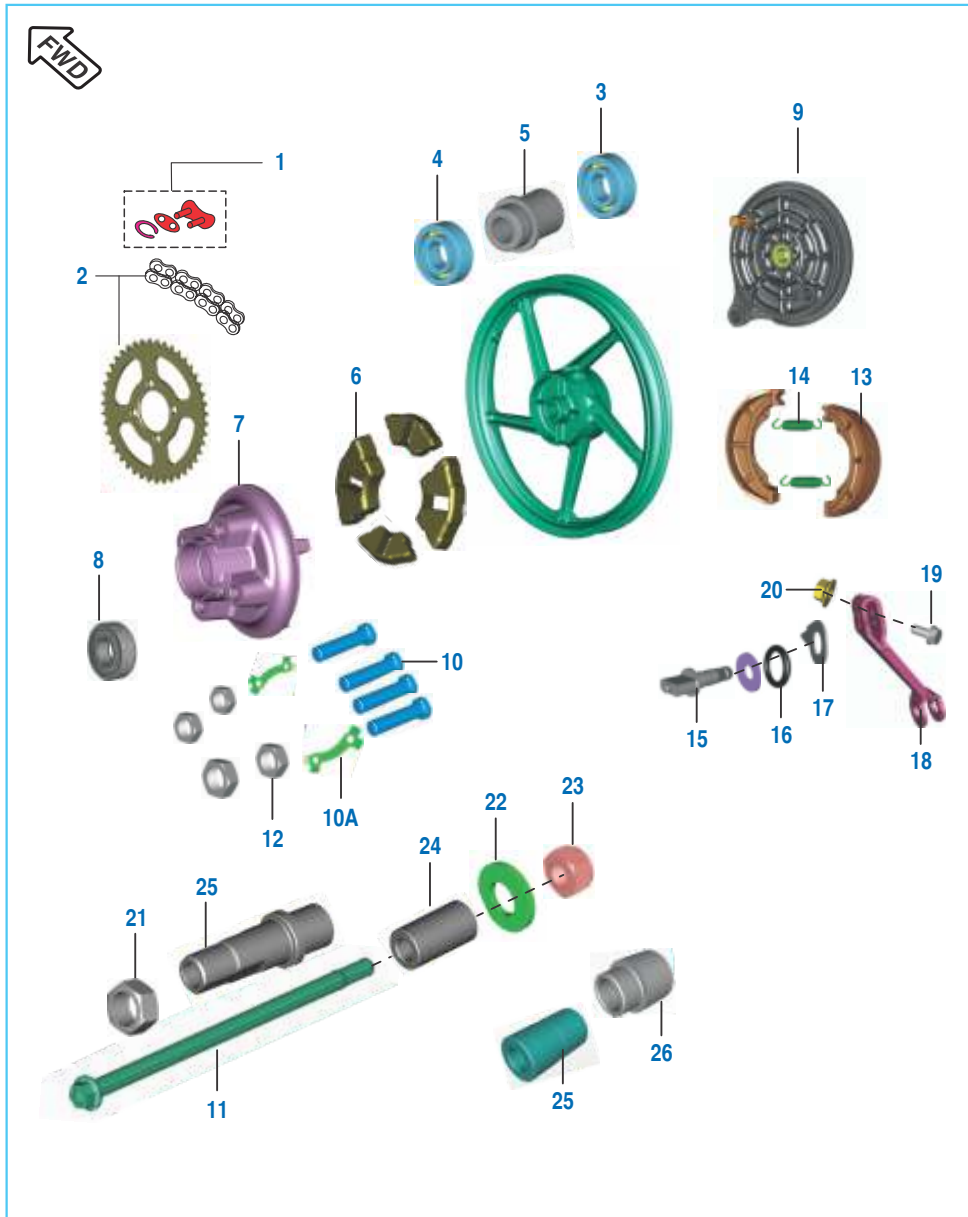
No.	Part No.	Description	Qty.		Remarks
			(ES)	(KS)	
1	KP BB62 00	Ball Bearing	1	--	Refer Kit List
2	DF 1510 03	Drum Front	1	--	
3	31 1510 04	Collar	1	--	
4	36 DZ00 08	Gear Meter Screw Kit	1	--	
5	KP BB63 00	Ball Bearing	1	--	
6	DU 1510 05	Collar Axle Assly.	1	--	
7	DD 1510 09	Indicator Front	1	--	
8	DU 1510 31	Nut Hex. Slotted	1	--	
9	39 0775 04	Bolt	1	--	
10	DD 1510 08	Lever Brake Cam	1	--	
11	DZ 1510 12	Axle	1	--	
12	30 1510 38	Ring O	1	--	
13	DZ 1510 27	Panel Front Brake	1	--	
14	31 1510 11	Cam Brake	1	--	
15	39 0798 15	Flange Nut	1	--	
16	30 1510 69	Spring	2	--	
17	31 1510 07	Shoe Brake Assly.	2	--	
18	39 1013 21	Ring 'O'	1	--	
19	14 1510 21	Oil Seal	1	--	
20	31 1510 14	Oil Seal	1	--	
21	30 1511 18	Stopper for bushing	1	--	
22	JA 1316 06	Bushing	1	--	
23	39 0242 11	Washer A	2	--	
24	39 0900 12	Spring Washer	1	--	
25	39 0840 01	Screw pan Cross	1	--	
26	39 0248 11	Washer - Plain	1	--	

Rear Hub (Alloy Wheels)



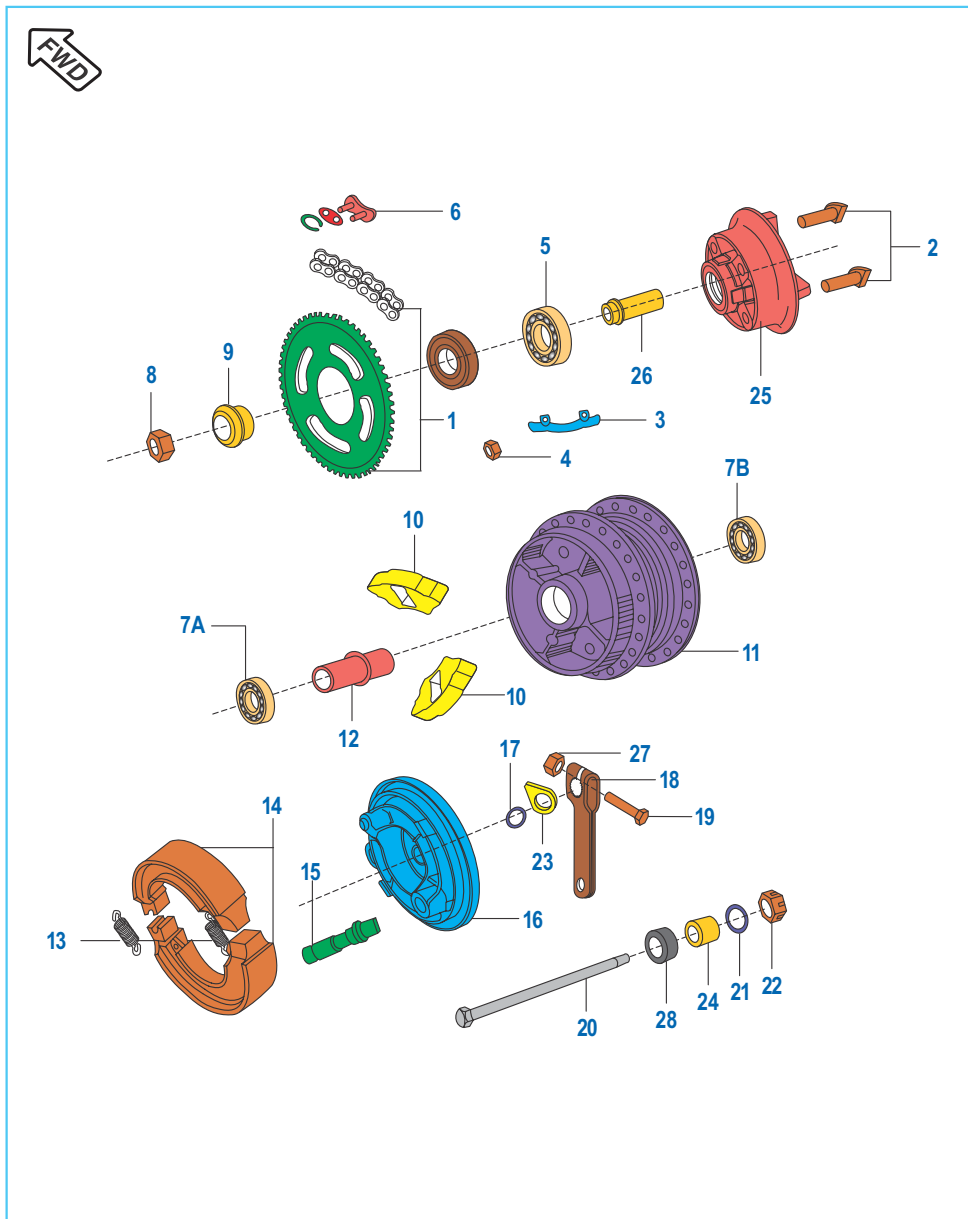
No.	Part No.	Description	Qty.		Remarks
			(ES)	(KS)	
1	JD 1410 03	Drive Chain Lock	1	1	
2	36 PA01 23	Kit Chain Sprocket	1	1	Refer Kit List
	36 PA01 52	Kit Chain Sprocket	1	1	Comfortec (June 16)
3	39 1364 20	Bearing ball C3 Clearance	1	1	
4	39 2682 20	Bearing ball C3 Clearance	1	1	
5	31 1510 18	Collar-Bearing	1	1	
6	31 1510 21	Coupling Rubber	1	4	
7	PF 1312 39	Coupling	1	1	
8	KP BC60 04	Ball Bearing	1	1	
9	DZ 1510 44	Panel Rear Brake	1	1	
	DZ 1510 45	Panel Rear Brake	1	1	Comfortec (June 16)
	JA 1312 05	Panel Rear Brake	1	--	Platina 100UG Aug. 17
10	DX 1510 10	D Bolt	4	4	
10A	31 1510 29	Washer	2	2	
11	PF 1312 35	Axle Rear	1	1	
12	39 0794 15	Nut U Flange	4	4	
13	31 1510 07	Shoe Brake Assly	2	2	
14	30 1510 69	Spring	2	2	
15	JB 1312 23	Cam Brake Assly.	1	1	
16	30 1510 38	'O' Ring	1	1	
17	DS 1510 90	Wear Indicator	1	1	

Rear Hub (Alloy Wheels)



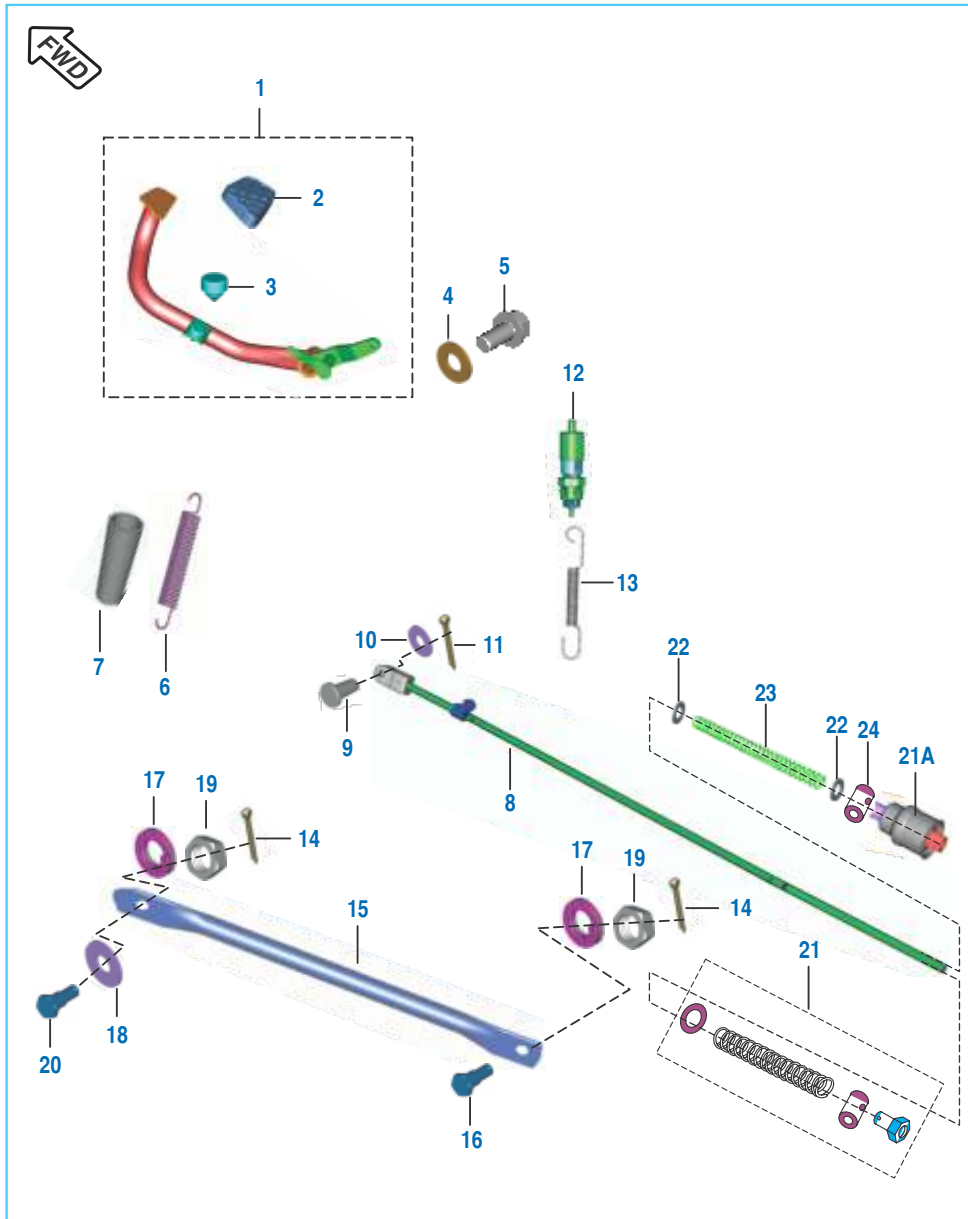
No.	Part No.	Description	Qty.		Remarks
			(ES)	(KS)	
18	31 1510 37	Lever Cam Brake	1	1	
	PF 1318 26	Lever camp brake rear	1	1	For CBS Model
19	JB 1312 24	Hex Bolt with Flange	1	1	
	KA ED06 25	Bolt flanged small	1	1	For CBS Model
20	DS 1510 94	Flange Nut	1	1	
21	39 0988 15	Nut Hexagon - M18 x 1.5P	1	1	
	KC BA18 11	Nut hex thin - M18	1	1	For CBS Model
22	JB 1220 11	Washer Plain	1	1	
23	59 1500 03	Nut U - M12	1	1	
24	PF 1312 37	Spacer Panel	1	1	
	JK 1312 19	Spacer	1	1	For CBS Model
25	PF 1312 36	Sleeve Coupling	1	1	
26	JK 1312 03	Collar	1	1	
	DZ 1510 03	Collar	1	--	Platina 100UG Aug. 17
	JK 1312 18	Collar	1	1	For CBS Model

Rear Hub (Spoke Wheels)



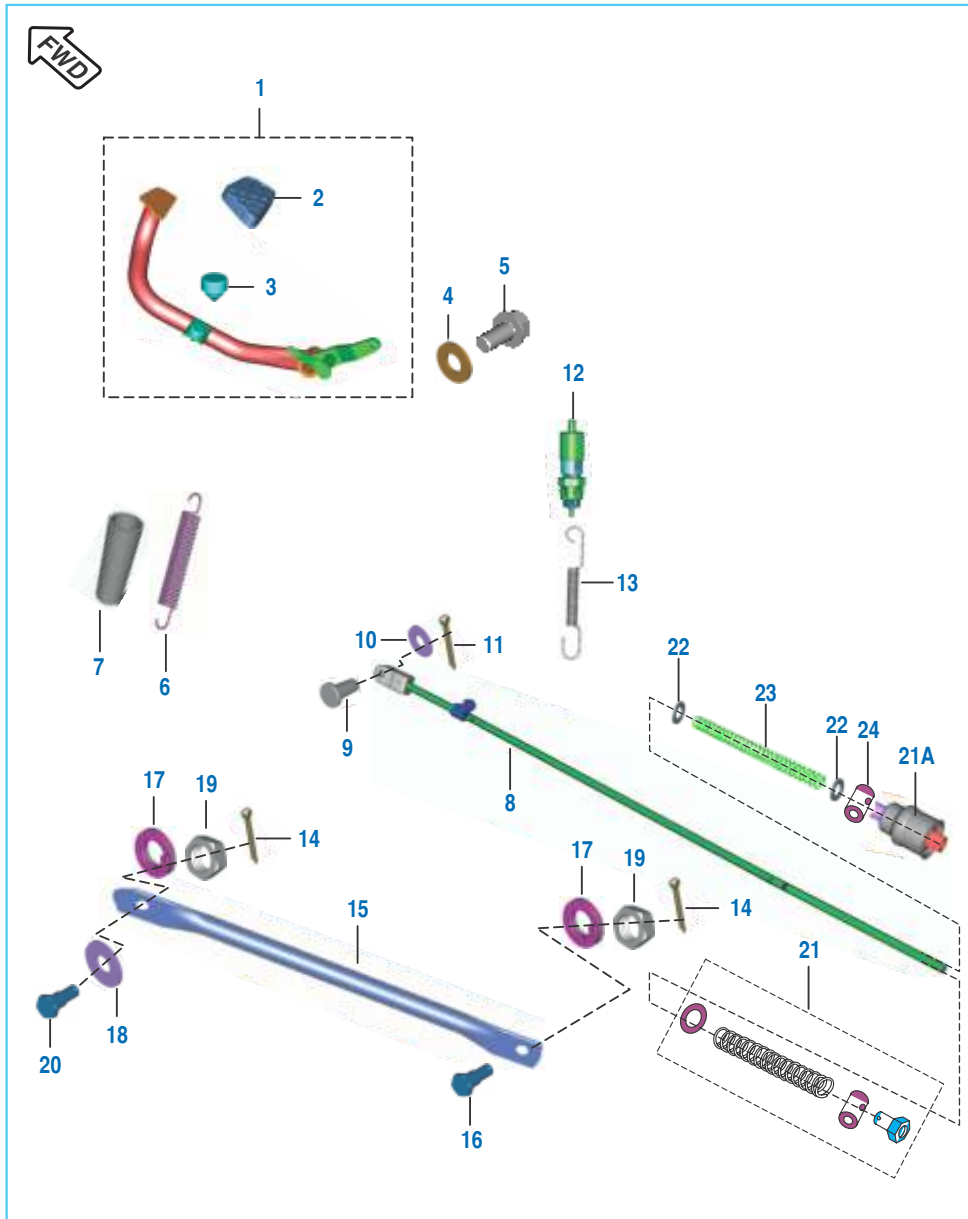
No.	Part No.	Description	Qty.		Remarks
			(ES)	(KS)	
1	36 PA01 52	Kit Chain Sprocket	1	--	Refer Kit List
2	DX 1510 10	'D' bolt	4	--	
3	31 1510 29	Washer	2	--	
4	39 0794 15	Nut Hex. Fine	4	--	
5	KP BC60 04	Bearing Ball	1	--	
6	DX 1510 81	Drive Chain Connecting Link	1	--	
7A	KP BB63 01	Bearing-ball-C3	1	--	
7B	KP BB62 01	Bearing-ball-C3	1	--	
8	39 0988 15	Nut Hex.	1	--	
9	31 1510 18	Collar	1	--	
10	31 1510 21	Shock Damper	4	--	
11	DU 1510 09	Drum Rear	1	--	
12	31 1510 18	Collar Assly.	1	--	
13	30 1510 69	Spring	2	--	
14	31 1510 07	Shoe Brake Assly.	1	--	
15	JB 1312 23	Brake Cam Assly.	1	--	
16	31 1510 24	Panel Rear Brake	1	--	
17	30 1510 38	Ring O	1	--	
18	31 1510 37	Lever Brake	1	--	
19	39 0775 04	Bolt	1	--	
20	PF 1312 35	Axle	1	--	
21	39 0714 11	Washer Plain	1	--	
22	59 1500 03	Nut Castle	1	--	
23	30 1510 05	Indicator	1	--	
24	PF 1312 37	Spacer Panel	1	--	
25	PF 1312 39	Coupling	1	--	
26	PF 1312 36	Sleeve	1	--	
27	39 0798 15	Hex. nut	1	--	
28	DZ 1510 03	Collar	1	--	

Rear Brake Pedal



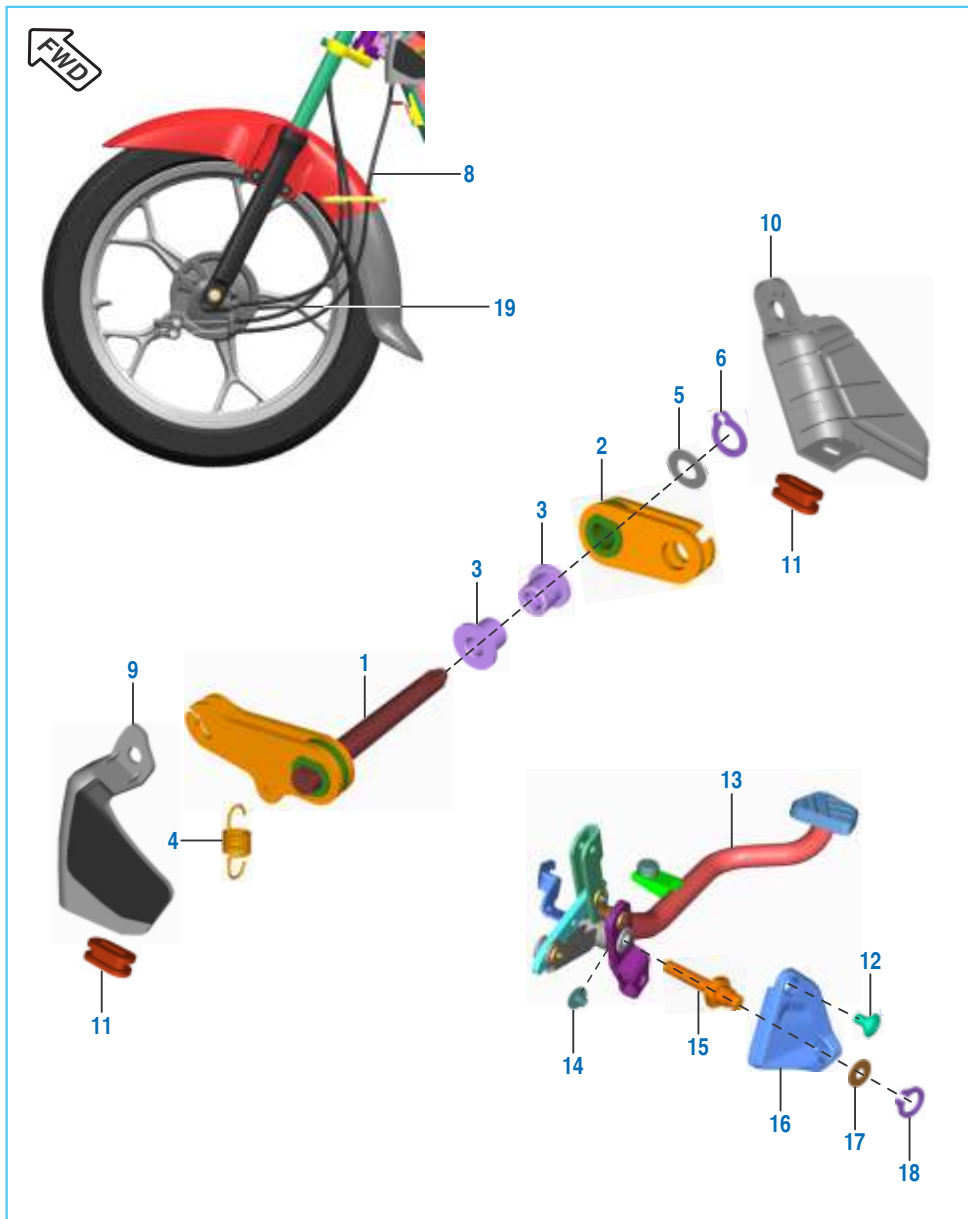
No.	Part No.	Description	Qty.		Remarks
			(ES)	(KS)	
1	PA 1610 06	Assly Brake Pedal	1	1	
2	JZ 1610 19	Pad Brake Pedal	1	1	
3	DD 1610 78	Damper	1	1	
4	KD BA08 18	Washer Plain	1	1	
5	KA DF08 16	Bolt Flanged	1	1	
6	JD 1610 02	Spring Brake Pedal	1	1	
7	JD 1610 06	Sleeve Brake Return Spring	1	1	
8	PF 1610 06	Brake Rod	1	1	
	DZ 1510 32	Brake rod	1	1	For CBS Model
9	30 1910 38	Pin Brake Rod	1	1	
10	39 0198 11	Washer - Plain	1	1	
11	39 0808 08	Pin - Split	1	1	
	KH AA20 18	Pin cotter	1	--	For CBS Model
12	31 2010 79	Rear Brake Switch	1	1	
13	PA 1610 04	Spring Brake Switch	1	1	
14	39 0807 08	Pin - Split	2	2	
	KH BA08 28	Pin snap	2	2	For CBS Model
15	PF 1220 19	Rod - Torque	1	1	
16	30 1510 96	Bolt - Hexagon	1	1	
17	39 0789 12	Washer - Spring	2	2	
	KD DB10 18	Washer spring	2	2	For CBS Model
18	39 1540 11	Washer - Plain	1	1	
19	39 0694 15	Nut - Hexagon Lock	2	2	M8 X 1.25
20	DH 1510 29	Bolt - Step :- Torque Rod	1	1	

Rear Brake Pedal



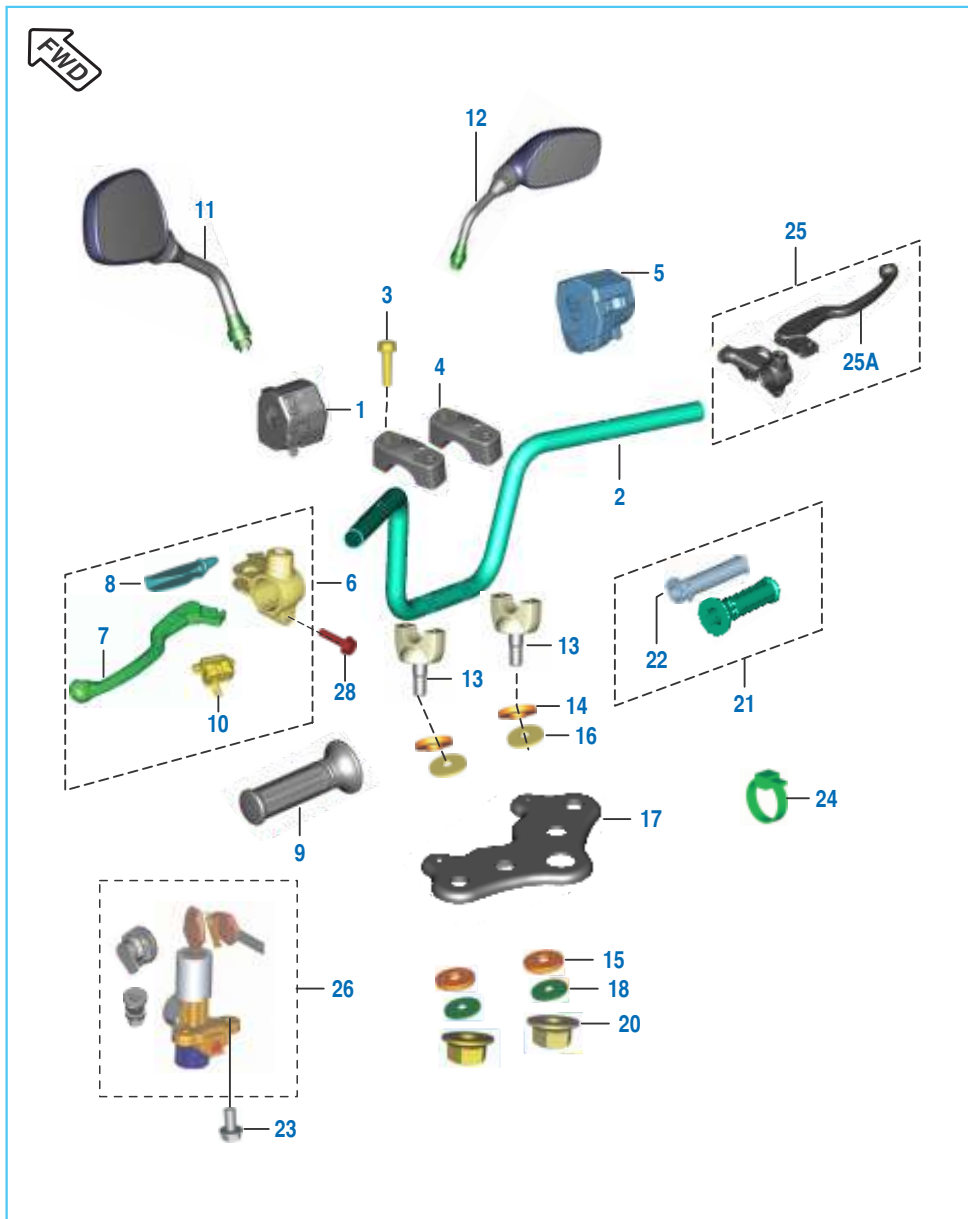
No.	Part No.	Description	Qty.		Remarks
			(ES)	(KS)	
21	36 DK00 17	Kit Hardware Br Rod	1	1	Refer Page No. 120
21A	JH 1610 35	Assembly force distribution	1	1	For CBS Model
22	39 0199 11	Plain washer	2	2	For CBS Model
23	PA 1610 05	Spring	1	1	For CBS Model
24	JC 1910 06	Pin brake rear	1	1	For CBS Model

CBS - Combined Braking System



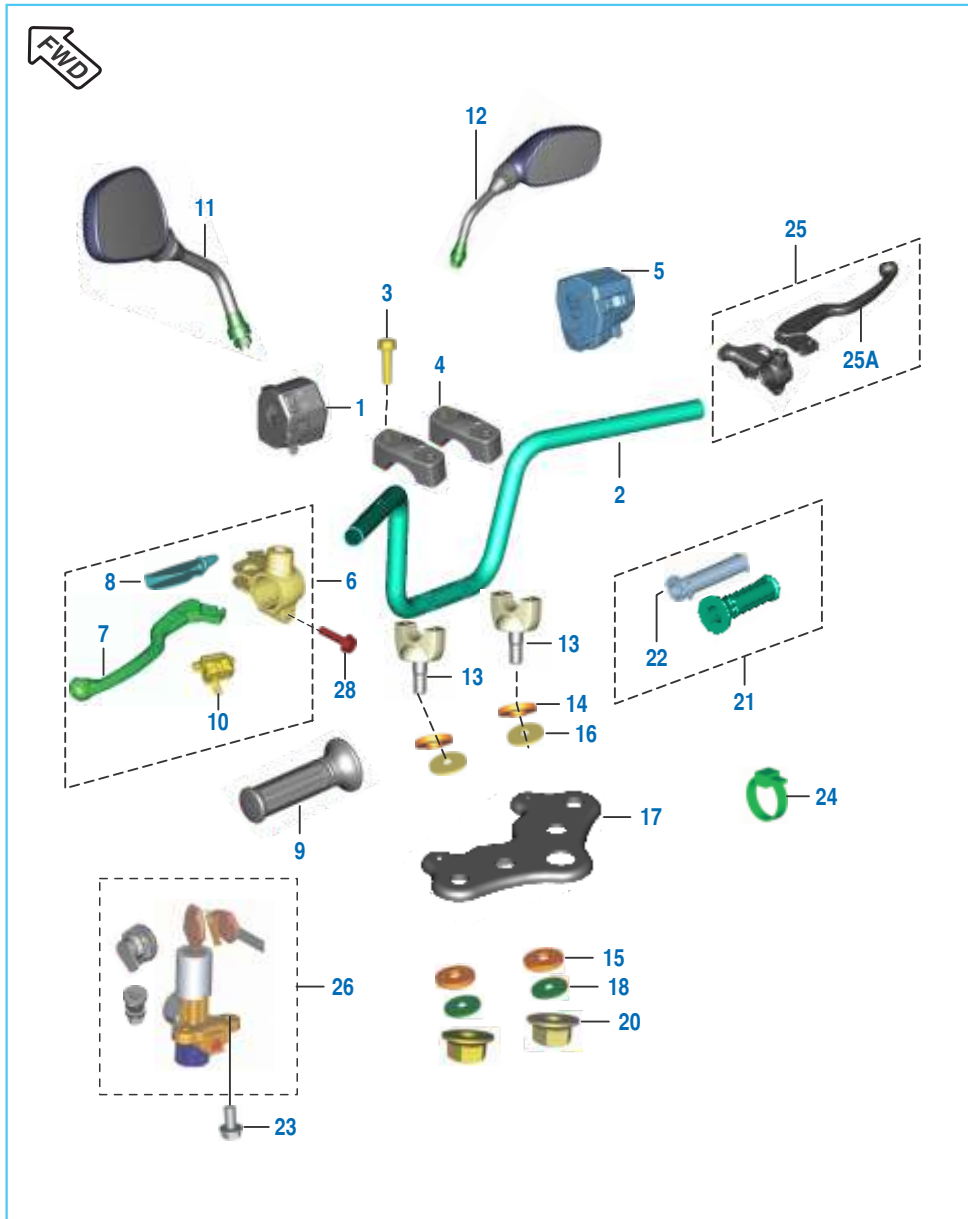
No.	Part No.	Description	Qty.		Remarks
			(ES)	(KS)	
1	PF 1610 29	Lever distributor LH	1	1	
2	PF 1610 30	Lever distributor RH	1	1	
3	PF 1138 01	Collar	2	2	
4	DU 1510 58	Spring	1	1	
5	KD AB06 11	Washer plain small	1	1	
6	LE A000 03	Circlip external 6 x 0.7	1	1	
7	PF 1612 32	Cable pedal - unit distributor	1	1	N.I.
8	PF 1612 33	Cable unit distributor - Fr. panel	1	1	
9	PF 1610 31	Cover unit distributor LH	1	1	
10	PF 1610 32	Cover unit distributor RH	1	1	
11	PF 1610 33	Grommet	2	2	
12	AL 2414 81	Screw stepped M6 x 1 x 11	2	2	
13	PF 1610 20	Assembly pedal brake	1	1	
14	JH 1610 38	Sleeve pivot brake pedal CBS	1	1	
15	LA A000 49	Bolt - M6	1	1	
16	PF 1812 59	Cover link CBS	1	1	
17	LD B000 75	Washer plain	1	1	
18	LE A000 03	Circlip external	1	1	
19	PF 1612 34	Cable brake front	1	1	

Handle Bar Assly



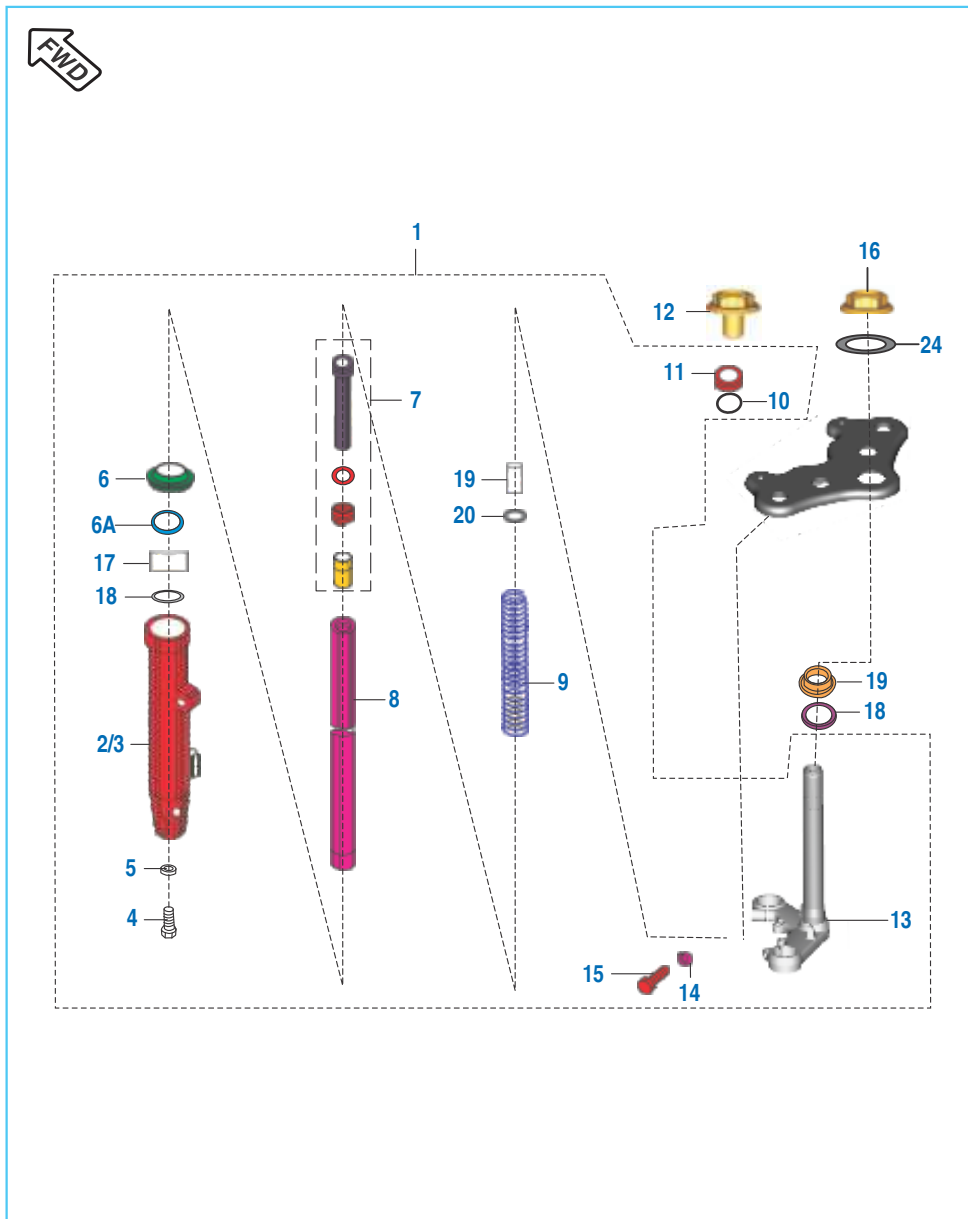
No.	Part No.	Description	Qty.		Remarks
			(ES)	(KS)	
1	JB 4014 00	Control Switch LH	1	1	
2	PF 1510 15	Handle Bar	1	1	
3	39 1074 04	Bolt - Flanged	4	4	
4	FD 1810 30	Holder Handle Upper	2	2	
5	PF 4014 17	Control Switch RH-ES	1	--	
	DZ 2010 44	Control Switch RH-KS	--	1	
	JZ 4014 08	Control Switch RH-ES	1	--	BS IV
6	PF 1610 14	Lever & Support Holder LH - ES	1	--	
	DD 1911 48	Lever & Support Holder LH - KS	--	1	
	PF 1610 09	Lever & Support Holder LH - ES	1	--	Comfortec (June 16)
	PF 1610 16	Assembly Lever Holder LH - KS	--	1	Comfortec (June 16)
7	PF 1610 15	Lever Grip Left - ES	1	--	
	DL 1910 13	Lever Grip Left - KS	--	1	
8	DS 1910 52	Lever Boot LH For	1	1	
9	PF 1610 05	Hand Grip LH	1	1	
10	JZ 4014 03	Clutch Switch	1	--	
11	DJ 2210 03	Mirror Assy. LH	1	1	
	JZ 2316 00	Mirror Assy. LH	1	--	Platina 100UG Aug. 17
12	DJ 2210 04	Mirror Assy. RH	1	1	
	JZ 2316 01	Mirror Assy. RH	1	--	Platina 100UG Aug. 17
13	FD 1810 31	Holder Handle Lower LH	2	2	
14	DF 1810 91	Damper Handle Upper	2	2	
15	DF 1810 92	Damper Handle Lower	2	2	

Handle Bar Assly



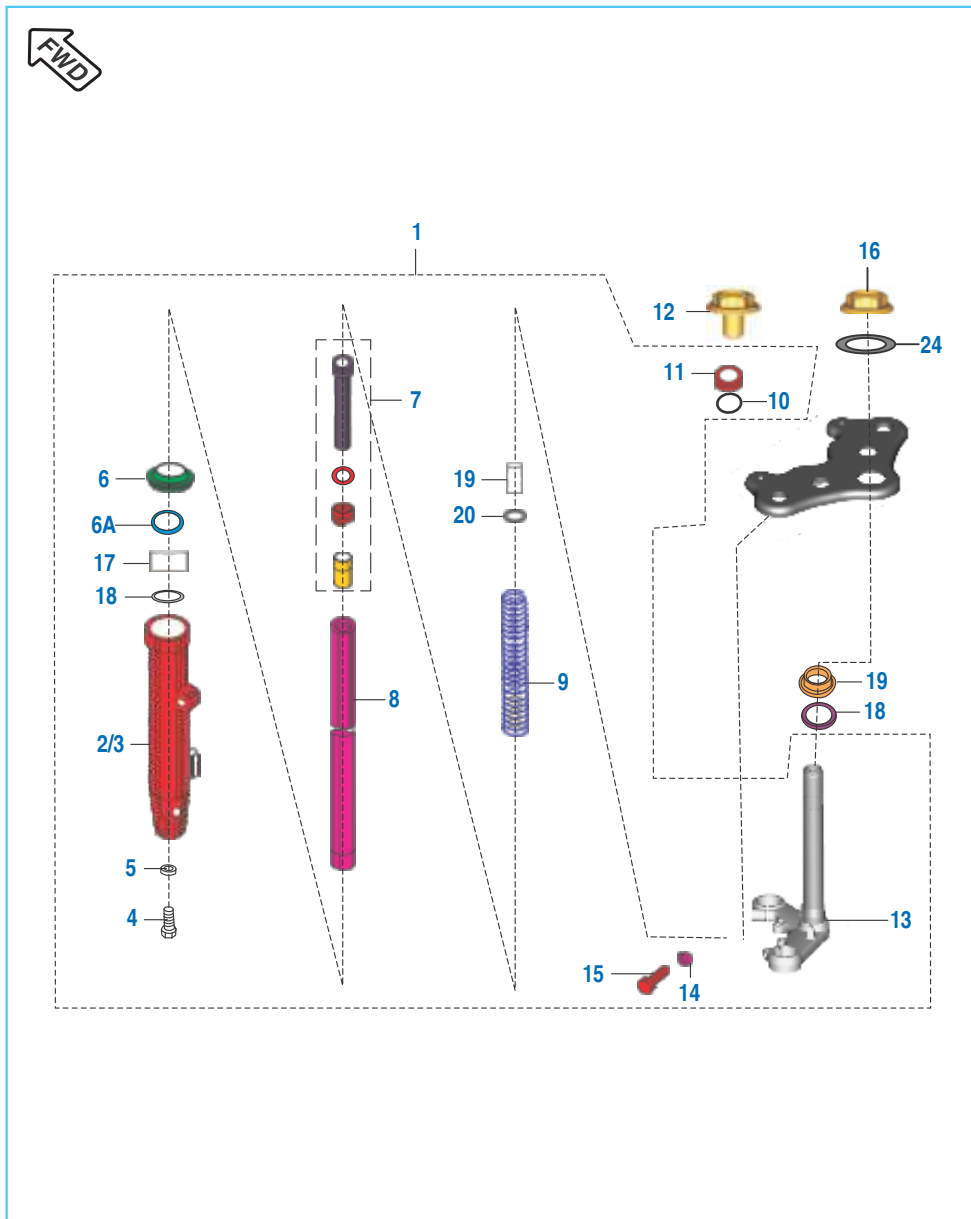
No.	Part No.	Description	Qty.		Remarks
			(ES)	(KS)	
16	FD 1810 19	Washer Handle Upper	2	2	
17	PF 1210 79	Bracket Holder Fork Upper	1	1	
18	FD 1810 20	Washer Handle Lower	2	2	
19	DJ 2011 08	Front Brake Switch Cable	1	1	N.I
20	39 2249 15	Nut	2	2	
21	PF 1610 07	Grip Assy RH	1	1	
22	PF 1610 13	Pipe Throttle	1	1	Deleted
23	39 1902 04	Bolt Flange	2	2	
24	JD 4022 17	Band	2	2	
25	DX 1910 09	Lever Assembly RH	1	1	
	PF 1610 11	Assembly Lever Holder RH	1	1	Comfortec (June 16)
25A	DD 1911 42	Lever - Grip :- Right	1	1	
	JA 1316 07	Lever Brake	1	--	Platina 100UG Aug. 17
26	PF 2326 03	Lock Kit	1	1	Refer Kit List
	PF 2326 04	Lock Kit	1	1	Comfortec (June 16)
	PF 2326 06	Lock Kit	1	--	BS IV
	36 JK00 66	Set Lock	1	--	Platina 100UG Aug. 17
27	DD 2011 70	Brake Switch With Lever	1	1	Minda
28	KA DT06 25	Bolt flanged - M6	1	1	For CBS Model

Front Fork



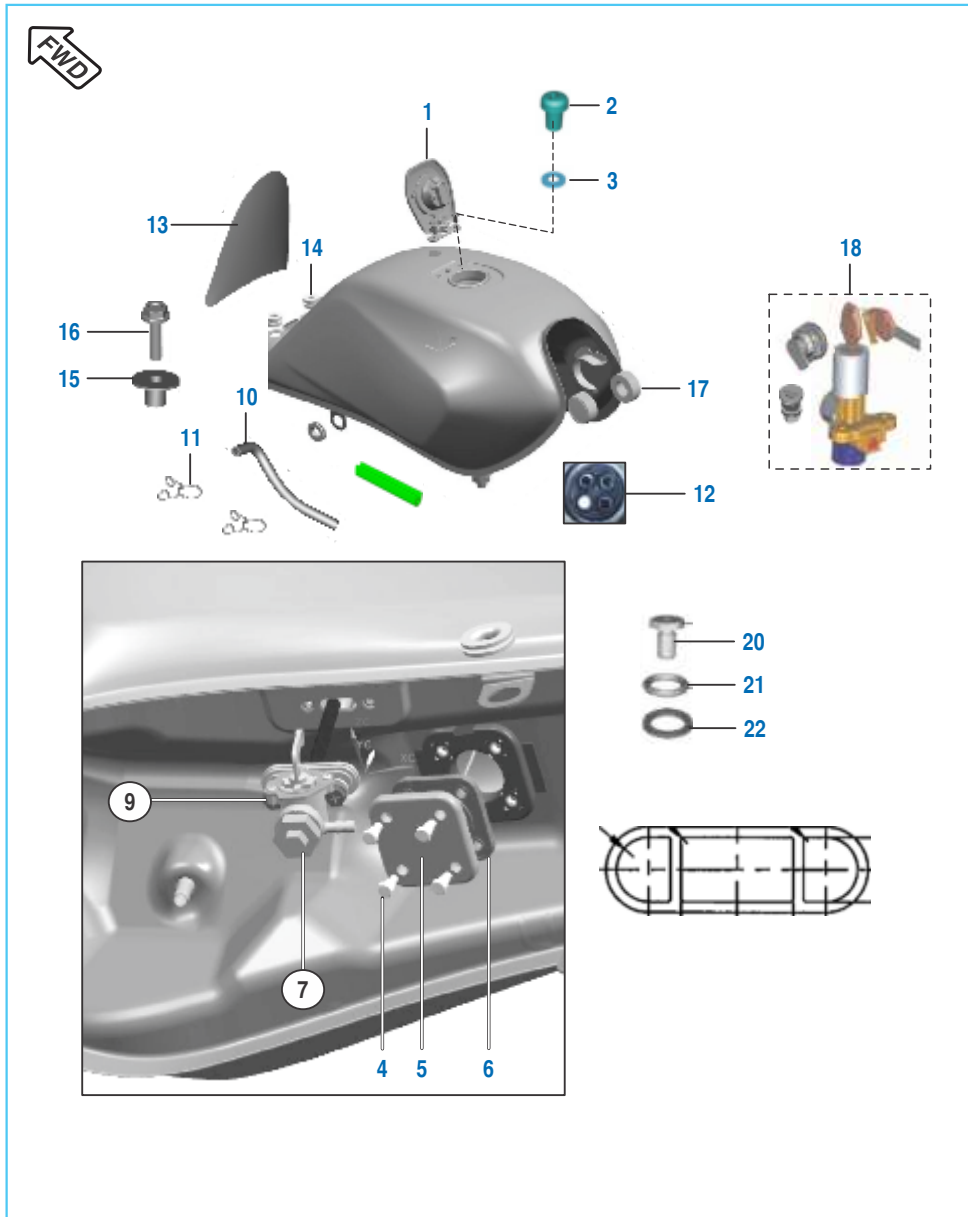
No.	Part No.	Description	Qty.		Remarks
			(ES)	(KS)	
1	PF 1210 43	Front Fork Assembly	1	1	
	PF 1210 88	Front Fork Assembly	1	1	Comfortec (June 16)
	JK 1210 24	Fork Assembly Front	1	1	Platina 100UG Aug. 17
2	PF 1210 57	Outer Pipe LH	1	1	
	PF 1210 86	Outer Pipe LH	1	1	Platina 100UG Aug. 17
3	PF 1210 64	Outer Pipe RH	1	1	
	PF 1210 90	Outer Pipe RH	1	1	Platina 100UG Aug. 17
4	30 1810 25	Bolt Socket Head	2	2	
5	30 1810 26	Gasket	2	2	
6	DD 1810 32	Seal Dust	2	2	
6A	DU 1811 08	Seal Oil	2	2	
6B	31 1811 08	Ring -Snap: Endu Sys	2	2	
7	36 PA01 21	Cylinder Complete Fork	2	2	Refer Kit List
	36 PF01 13	Cylinder Complete Fork	2	2	BS IV
8	PA 1210 42	Fork Pipe Spinning	2	2	
	PF 1211 01	Fork Pipe Spinning	2	2	Comfortec (June 16)
9	DJ 1811 04	Spring Main	2	2	
	PF 1210 74	Spring Main	2	2	Comfortec (June 16)
10	30 1810 29	'O' Ring	2	2	
11	DS 1810 12	Bolt Fork	2	2	
12	59 0400 06	Hex Bolt	2	2	
13	PF 1210 76	Assembly Under Bracket	1	1	
14	39 0789 12	Washer Spring	2	2	
	KD DB08 15	Washer spring	2	2	For CBS Model
15	39 1181 01	Bolt Hexagon Head M8X40	2	2	
	KD DB08 15	Bolt	2	2	For CBS Model

Front Fork



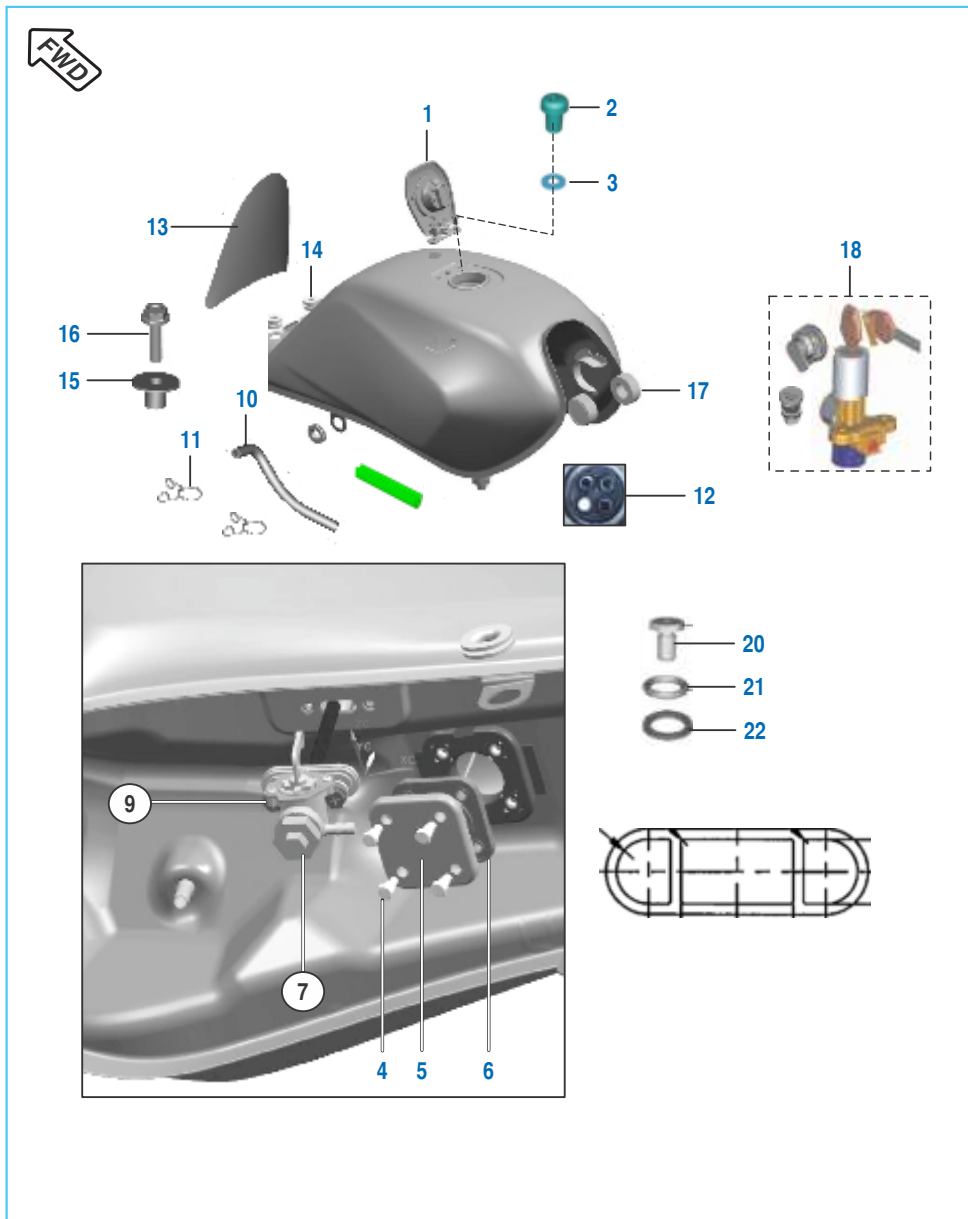
No.	Part No.	Description	Qty.		Remarks
			(ES)	(KS)	
16	DS 1810 15	Cap Nut Fork	1	1	
17	JK 1210 07	Guide Bush	2	2	
18	JK 1210 09	Washer Guide Bush	2	2	
19	JK 1210 08	Spacer Tube	2	2	
20	DM 1810 10	Washer	2	2	
21	PF 1210 99	Leg Assembly LH	1	1	Comfortec (June 16)
22	PF 1211 00	Leg Assembly RH	1	1	Comfortec (June 16)
23	PF 2331 76	Decal front fork	2	2	For CBS Model\
24	DS 1810 16	Plain washer	1	1	

Petrol Tank, Cap Tank and Gauge Fuel



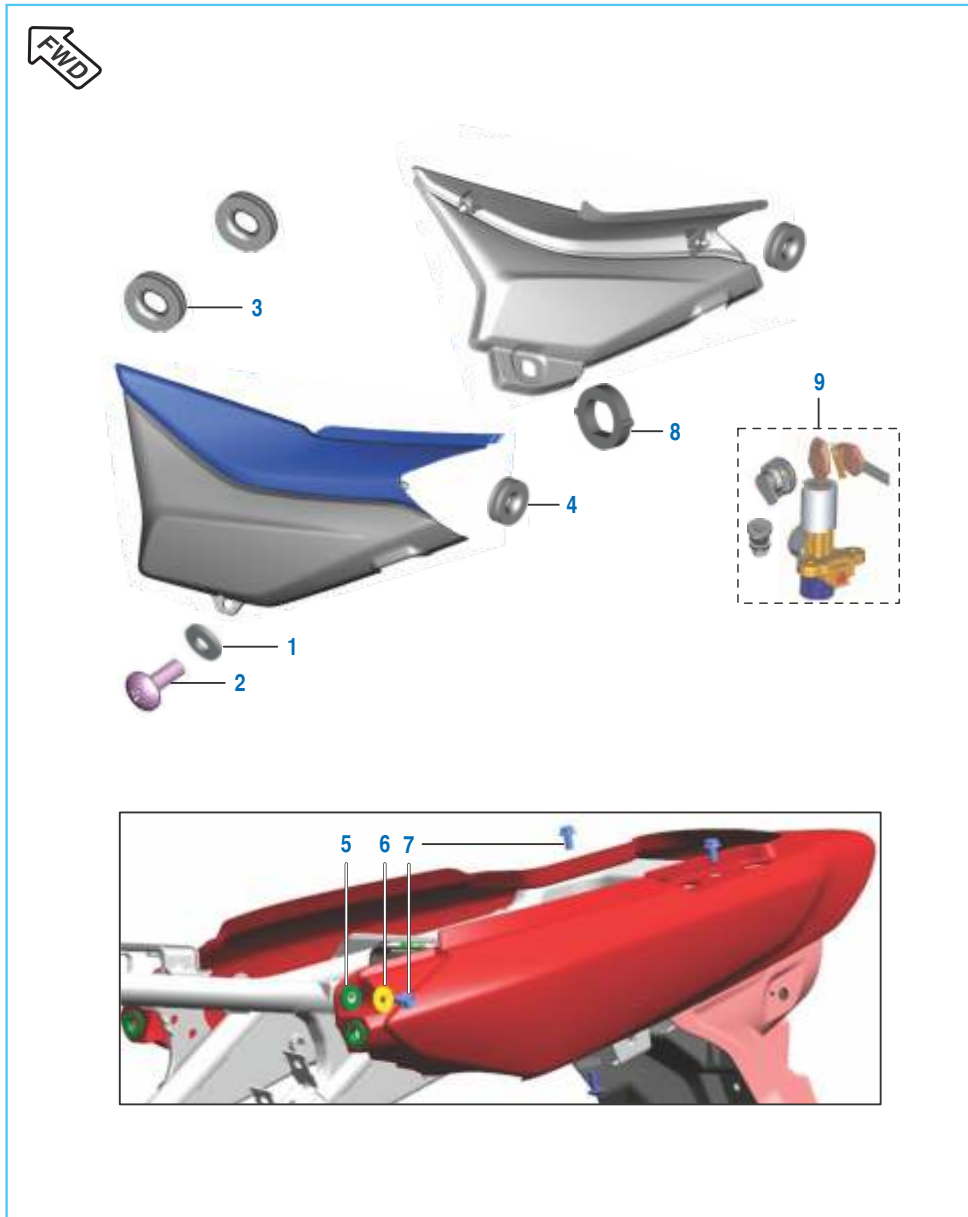
No.	Part No.	Description	Qty.		Remarks
			(ES)	(KS)	
1	DS 1410 09	Cap Fuel Tank	1	1	
	PF 1716 01	Cap Fuel Tank	1	--	Not Serviceable
	PF 2326 06	Lock Kit + Tank Cap	1	1	BS IV
2	AP 1012 55	Screw Pan Cross - M5	2	2	
	LB B000 06	Screw pan head M5	2	2	For CBS Model
3	39 2179 24	Washer	2	2	
	LD A000 43	Washer	2	2	For CBS Model
4	30 1410 32	Bolt	4	4	
	DZ 2010 02	Tank Unit	1	1	
5	DZ 2010 19	Sensor level fuel	1	1	For CBS Model
	30 1410 28	Gasket	1	1	
6	JH 1710 17	O Ring Fuel Gauge	1	1	
	DZ 1410 40	Fuel Cock Assy	1	1	
7	DZ 1410 40	Fuel Cock Assy	1	1	
8	39 0740 11	Washer(Non Metallic)	2	2	
9	DD 1412 27	Bolt - Flanged	2	2	
10	JZ 1718 29	Tube Fuel (Tank)	1	1	
11	33 1410 08	Clamp	2	2	
12	DZ 1410 75	4 Hole Washer	1	1	
13	DP 1410 20	Pad Seat Lab	1	1	
14	DG 1410 19	Damper	1	1	
15	30 2110 05	Collar	2	2	
16	KA DF06 25	Bolt Flanged	2	2	
17	DF 1411 28	Damper -Fuel Tank Mtg	2	2	

Petrol Tank, Cap Tank and Gauge Fuel



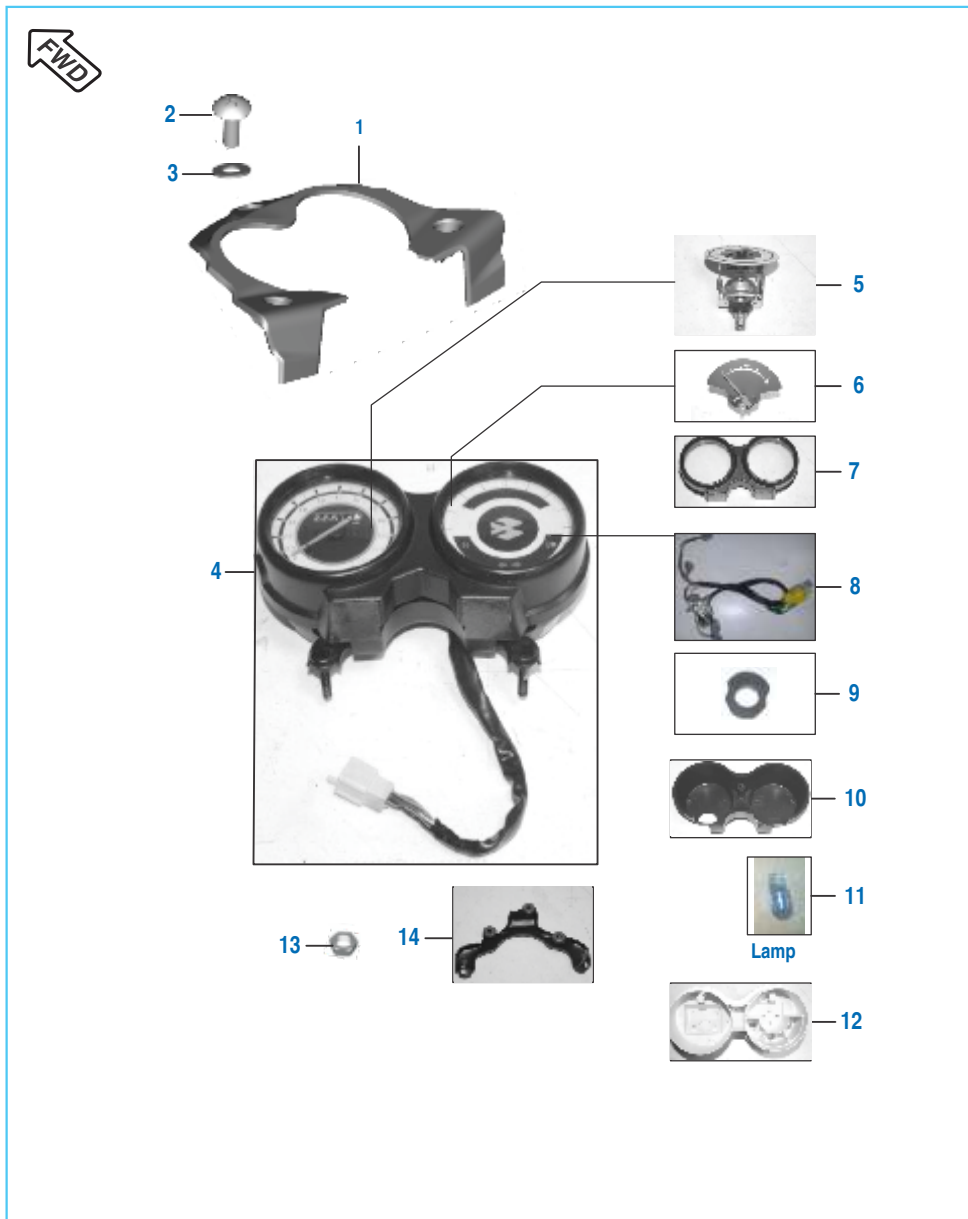
No.	Part No.	Description	Qty.		Remarks
			(ES)	(KS)	
18	PF 2326 03	Lock Kit	1	1	Refer Kit List
	PF 2326 06	Lock Kit	1	1	BS IV
19	30 1410 39	Packing Fuel Cock	1	1	N.I.
20	JZ 1710 20	Bush Vapour	1	1	BS IV
21	JH 1710 49	O Ring	1	1	BS IV
22	JZ 1710 21	Washer Vapour Sealing	1	1	BS IV
23	JH 1710 45	Beading tank	1	1	For CBS Model

Fittings - Side Covers & Seat Cowl



No.	Part No.	Description	Qty.		Remarks
			(ES)	(KS)	
1	39 1789 24	Washer Nylon	1	1	
2	DG 1611 21	Screw	1	1	
3	DG 1611 18	Grommet	2	2	
	JZ 1711 24	Grommet	2	2	For CBS Model
4	DT 1812 65	Grommet Side Cover	2	2	
5	JL 1812 19	Grommet -1 Seat Cowl	2	2	
6	39 1211 11	Plain Washer	2	2	
7	KA DF06 12	Bolt Flanged	4	4	
	KA DD06 12	Bolt Flanged	4	4	For CBS Model
8	DU 1611 02	Damper	1	1	
9	PF 2326 03	Lock Kit	1	1	Refer Kit List
	PF 2326 06	Lock Kit	1	1	BS IV
10	DU 1611 19	Screw	2	2	Seat Cowl Mtg on Fender

Meter Assembly



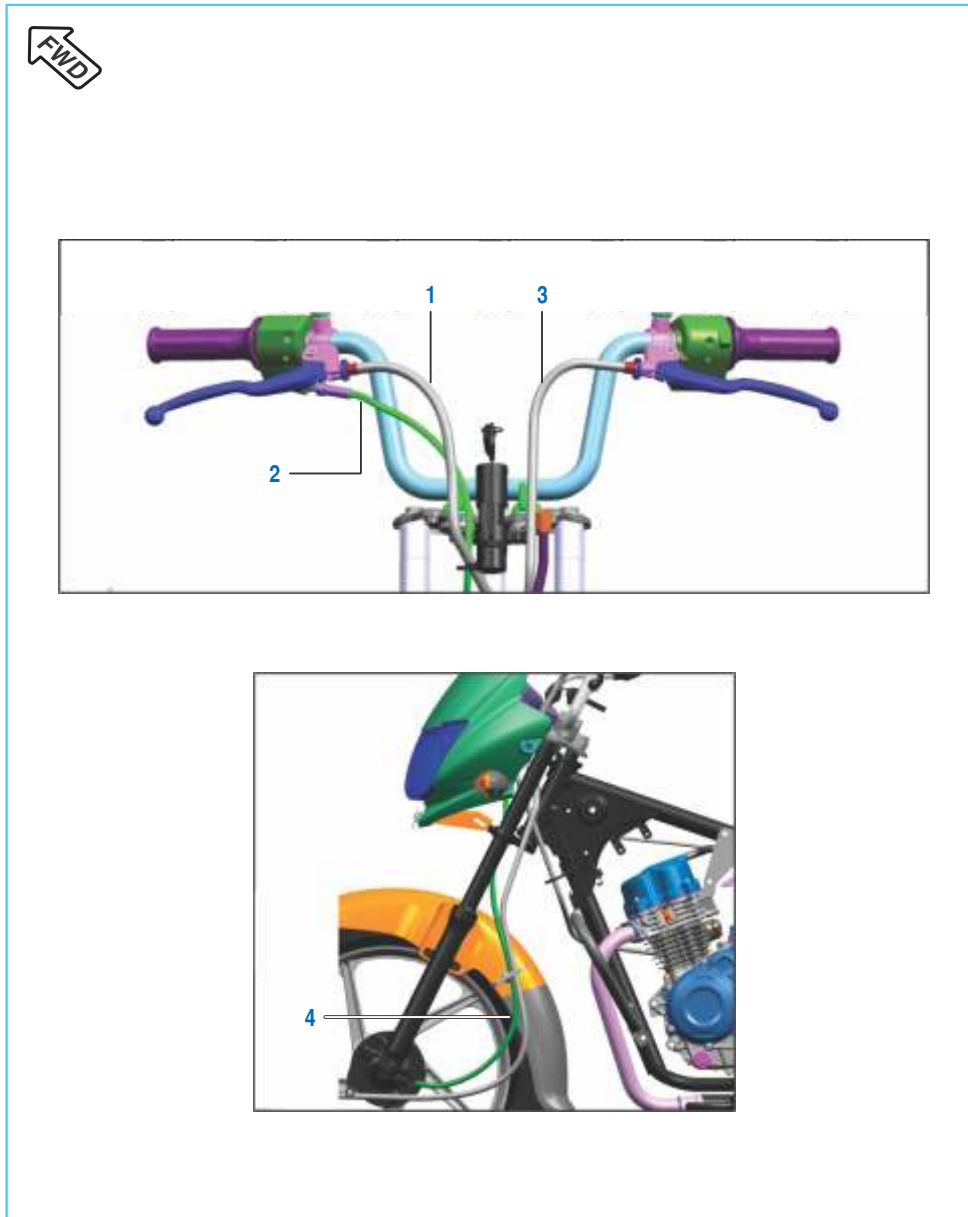
No.	Part No.	Description	Qty.		Remarks
			(ES)	(KS)	
1	PF 1812 14	Flap Speedometer	1	1	
2	KB UA06 16	Screw Truss	3	3	
3	KD BA06 13	Washer Plain	3	3	
4	PF 4024 12	Speedometer Assembly	1	1	
5	YP F080 10	Speedometer With Dial Minda	1	1	
	YP F080 17	Speedometer With Dial Pricol	1	1	
6	YP F080 09	Fuel Gauge With Dial Minda	1	1	
	YP F080 11	Fuel Gauge With Dial Pricol	1	1	
7	YP F080 08	Top Cover with Seal Ring Minda	1	1	
	YP F080 15	Top Cover with Seal Ring Pricol	1	1	
8	YP F080 07	Speedometer W Harness Minda	1	1	
	YP F080 16	Speedometer W Harness Pricol	1	1	
9	YP F080 06	Sealing Ring Meter Minda	1	1	
	YP F080 12	Sealing Ring Meter Pricol	1	1	
10	DZ 1910 25	Speedometer Back Cover	1	1	
11	CM 2010 54	Lamp 12V,2W	5	5	
12	DZ 1910 28	Speedometer Housing	1	1	
13	KC GA06 06	Nut Hex Flanged	2	2	
14	DU 1910 29	Bracket Speedometer	1	1	

Meter Assembly - Platina 100 BS IV UG



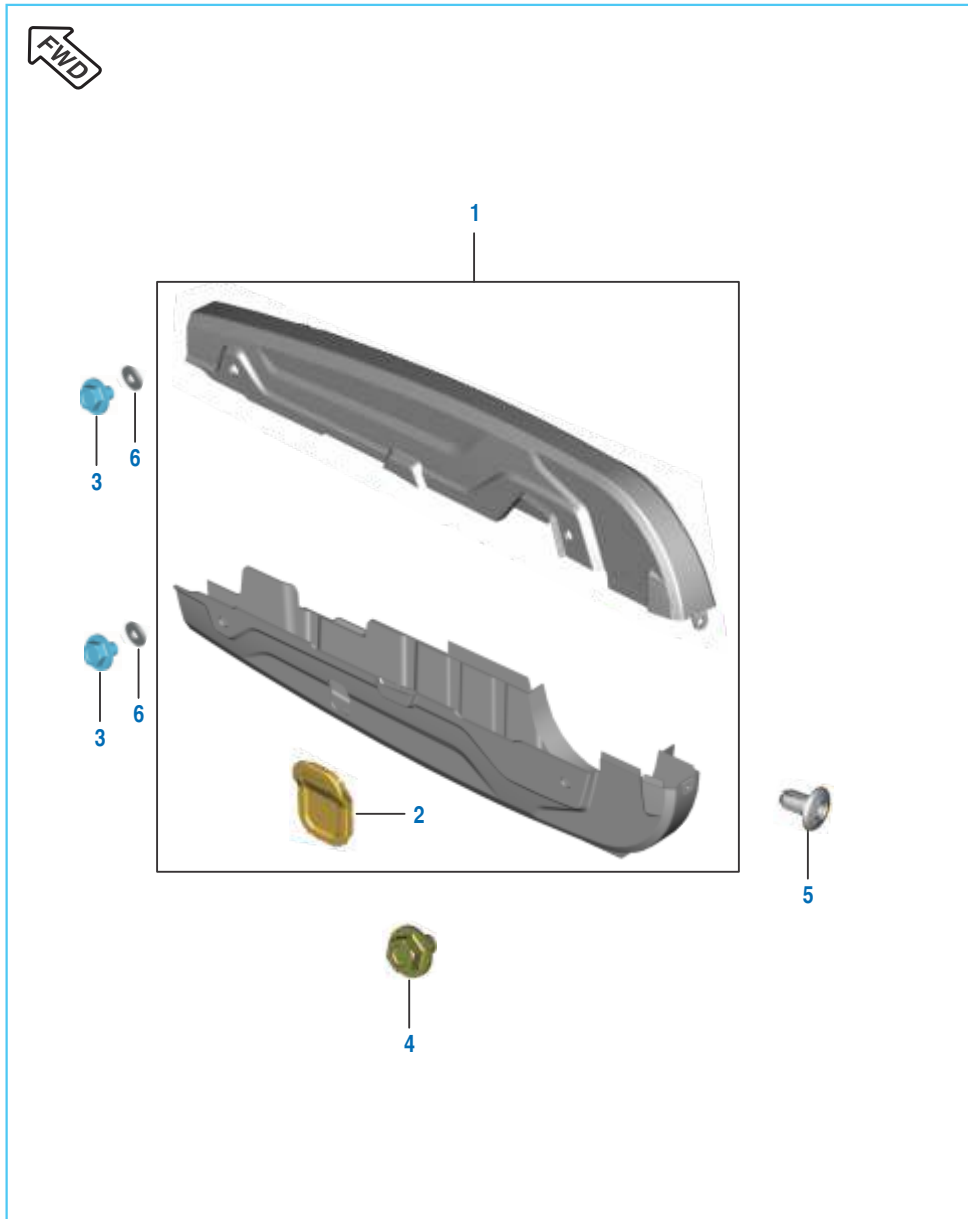
No.	Part No.	Description	Qty.		Remarks
			(ES)	(KS)	
1	JK 1812 47	Flap Speedometer	1	1	
2	KB UA06 16	Screw Truss	3	3	
3	KD BA06 13	Washer Plain	3	3	
4	JK 4024 11	Speedometer Assembly	1	1	
5	YP F190 06	Speedometer Machine	1	1	Minda
5a	YP F190 13	Speedometer Machine	1	1	Pricol
6	YP F190 05	Fuel Machine	1	1	Minda
	YP F190 12	Fuel Machine	1	1	Pricol
7	YP F190 02	Top Cover with Seal Ring	1	1	Minda
	YP F190 08	Top Cover with Seal Ring	1	1	Pricol
8	YP F190 04	Speedometer Wiring Harness	1	1	Minda
	YP F190 11	Speedometer Wiring Harness	1	1	Pricol
9	YP F190 03	Speedometer Back Cover	1	1	Minda
	YP F190 09	Speedometer Back Cover	1	1	Pricol
10	CM 2010 54	Lamp 12V, 2W	5	5	
11	YP F190 01	Speedometer Housing	1	1	Minda
	YP F190 07	Speedometer Housing	1	1	Pricol
12	YP F190 14	Bracket Speedometer	1	1	Minda
	YP F190 15	Bracket Speedometer	1	1	Pricol

Control Cables



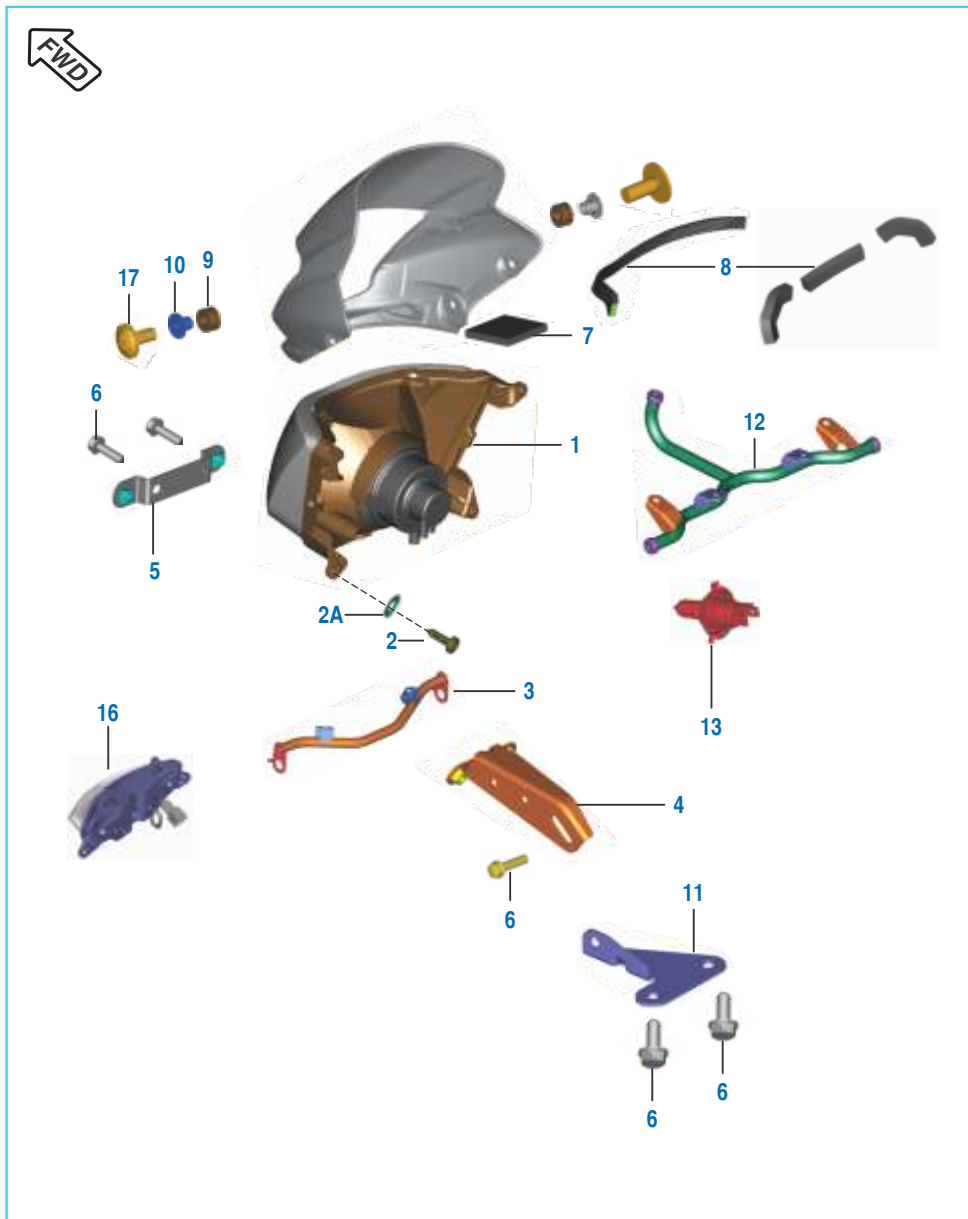
No.	Part No.	Description	Qty.		Remarks
			(ES)	(KS)	
1	PF 1612 20	Cable Brake ES	1	--	
	PA 1612 08	Cable Brake KS	--	1	
	PF 1612 27	Cable Brake without Adjuster	1	1	Comfortec (June 16)
	PF 1612 34	Cable brake front	1	1	For CBS Model
2	PF 1612 18	Cable Throttle	1	1	
3	PF 1612 19	Cable Clutch	1	1	
	PF 1612 26	Cable Clutch	1	1	Comfortec (June 16)
4	PA 1612 17	Cable Speedometer	1	1	
	DZ 1910 14	Cable Speedometer	1	--	BS IV
	DZ 1910 19	Cable Inner - Speedometer	1	1	Platina 100UG Aug. 17
5	KB CC05 14	Screw	1	1	Speedo cable mtg on panel
6	KA DC05 18	Bolt flanged	1	1	For CBS Model

Chain Case



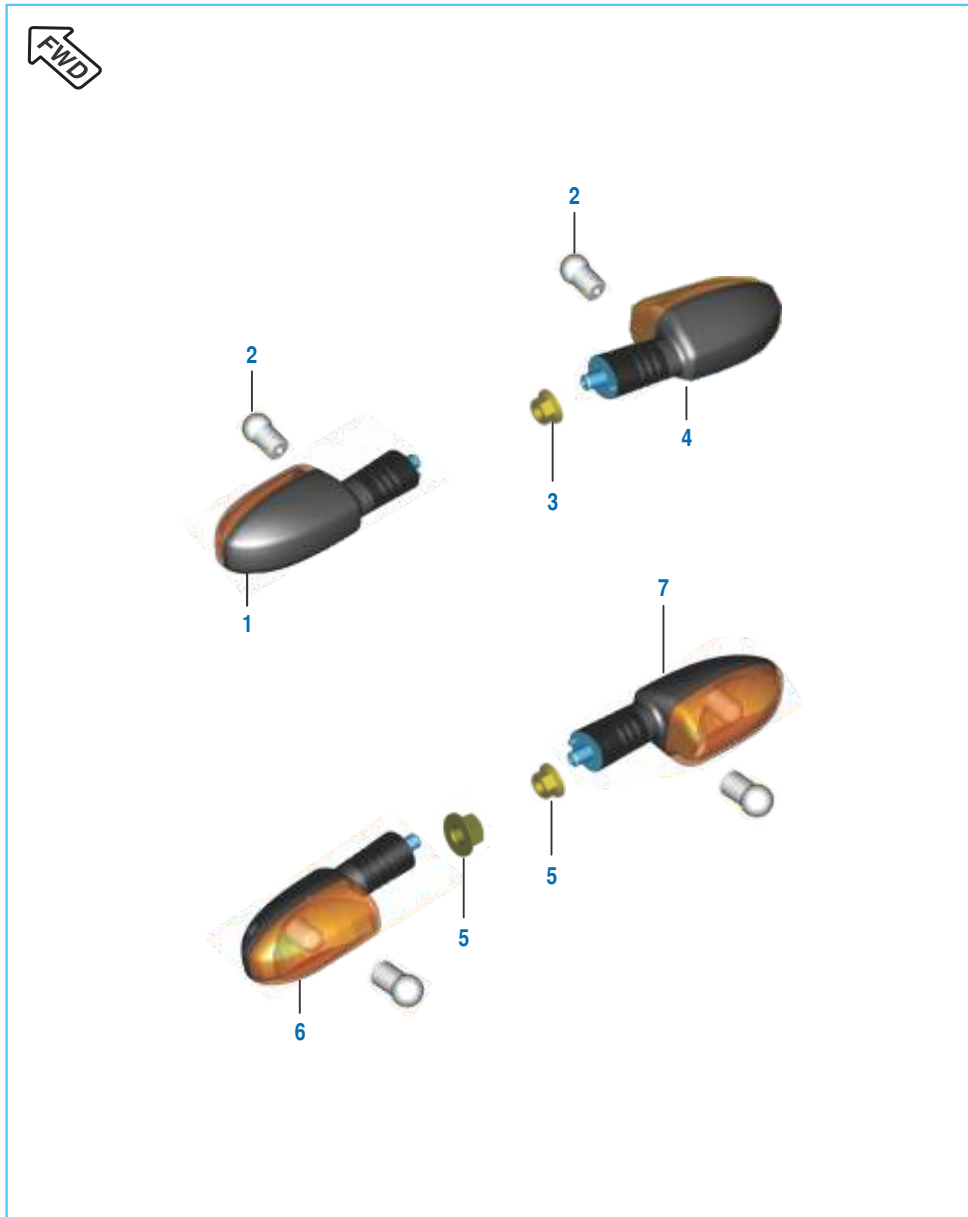
No.	Part No.	Description	Qty.		Remarks
			(ES)	(KS)	
1	36 PF00 43	Kit Chain Case	1	1	Refer Kit List
2	PF 1812 19	Rubber Cap	1	1	
3	KA DC06 10	Bolt	2	2	
	JB 1812 39	Bolt flanged M6	2	2	For CBS Model
4	LA D001 27	Bolt Flanged	1	2	
5	JG 1812 59	Rivet Snap	1	1	
6	39 1508 11	Washer	2	2	

Head Lamp & Fairing



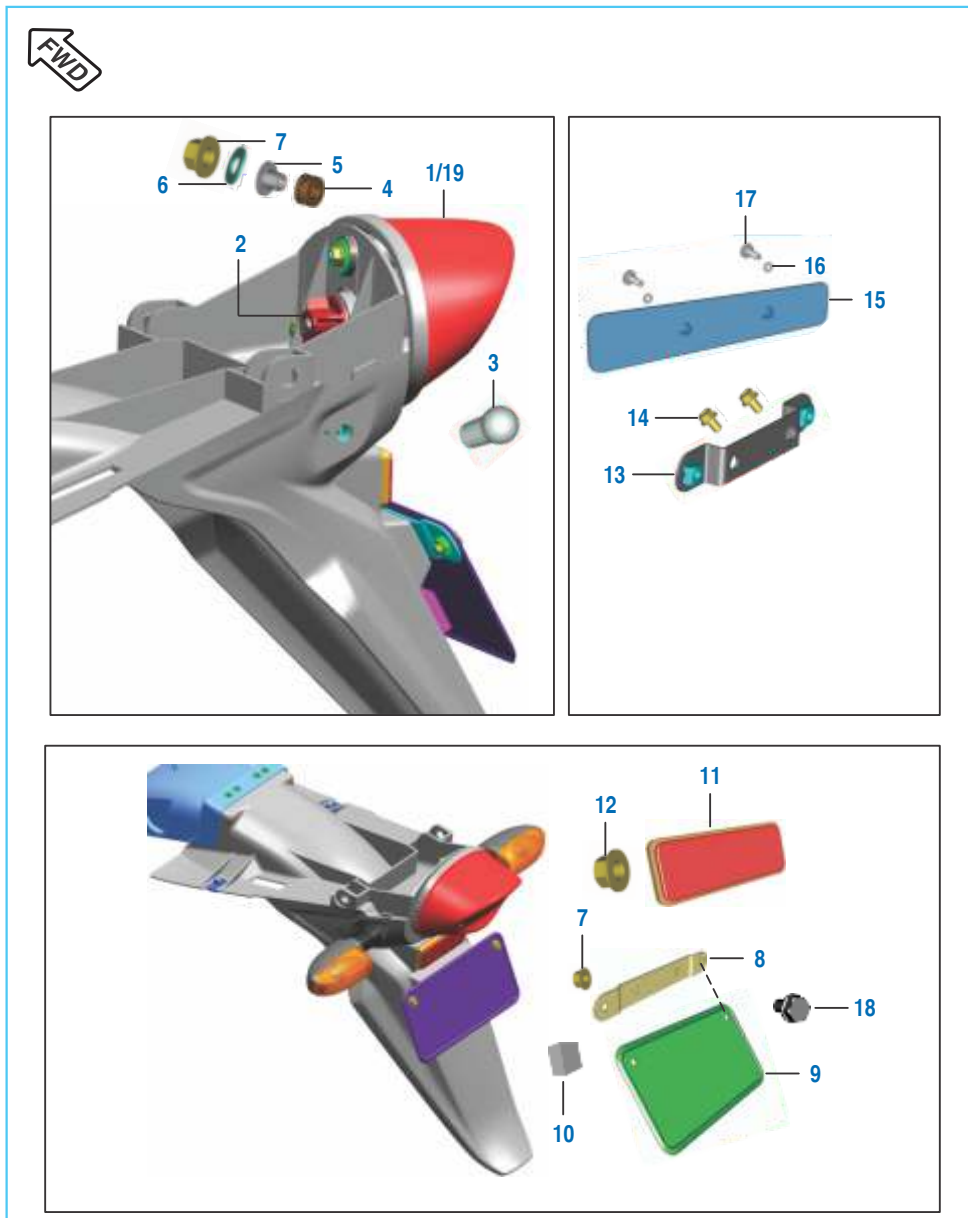
No.	Part No.	Description	Qty.		Remarks
			(ES)	(KS)	
1	DU 2011 08	Lamp Assy Head Lens+Reflector	1	1	
	YP F210 01	Head light assembly W/O bulb	1	1	For CBS Model
2	KB RA42 16	Screw Tapping Pan Cross	4	4	
2A	KD AA04 08	Washer Plain Small	4	4	
3	PF 1812 37	Bracket Blinker Mtg	1	1	
4	PF 1812 38	Bracket Fairing Lower Pivot	1	1	
5	DP 1810 21	Bracket - Number Plate	1	1	
6	KA DF06 16	Bolt Flanged	5	5	
7	PF 1812 46	Foam Tape	1	1	
8	PF 1812 48	Foam Tape	1	1	
	JK 1812 57	Foam	1	1	Platina 100UG Aug. 17
9	DP 1810 41	Damper For Mounting Cowling	2	2	
10	DP 1810 40	Collar - Cowling Mounting	2	2	
11	PF 1812 39	Bracket Fork Side	1	1	
12	PF 1812 36	Bracket Fairing Upper Pivot	1	1	
	JK 1812 46	Bracket Assembly Fairing Upper	1	1	Platina 100UG Aug. 17
13	CL 2010 23	Lamp 12V 35X35W	1	1	
	JC 2010 09	Bulb Lamp Head	1	1	Platina 100UG Aug. 17
14	DU 2011 10	Cap Dust	1	1	N.I.
	YP F210 02	Dust cap head light	1	1	For CBS Model
15	DU 2011 11	Clamp Wire For H/L	1	1	N.I.
16	JK 4010 25	Lamp Assembly - DRL	1	1	Platina 100UG Aug. 17
17	JW 1710 16	Round head screw	2	2	

Indicator Light Assembly



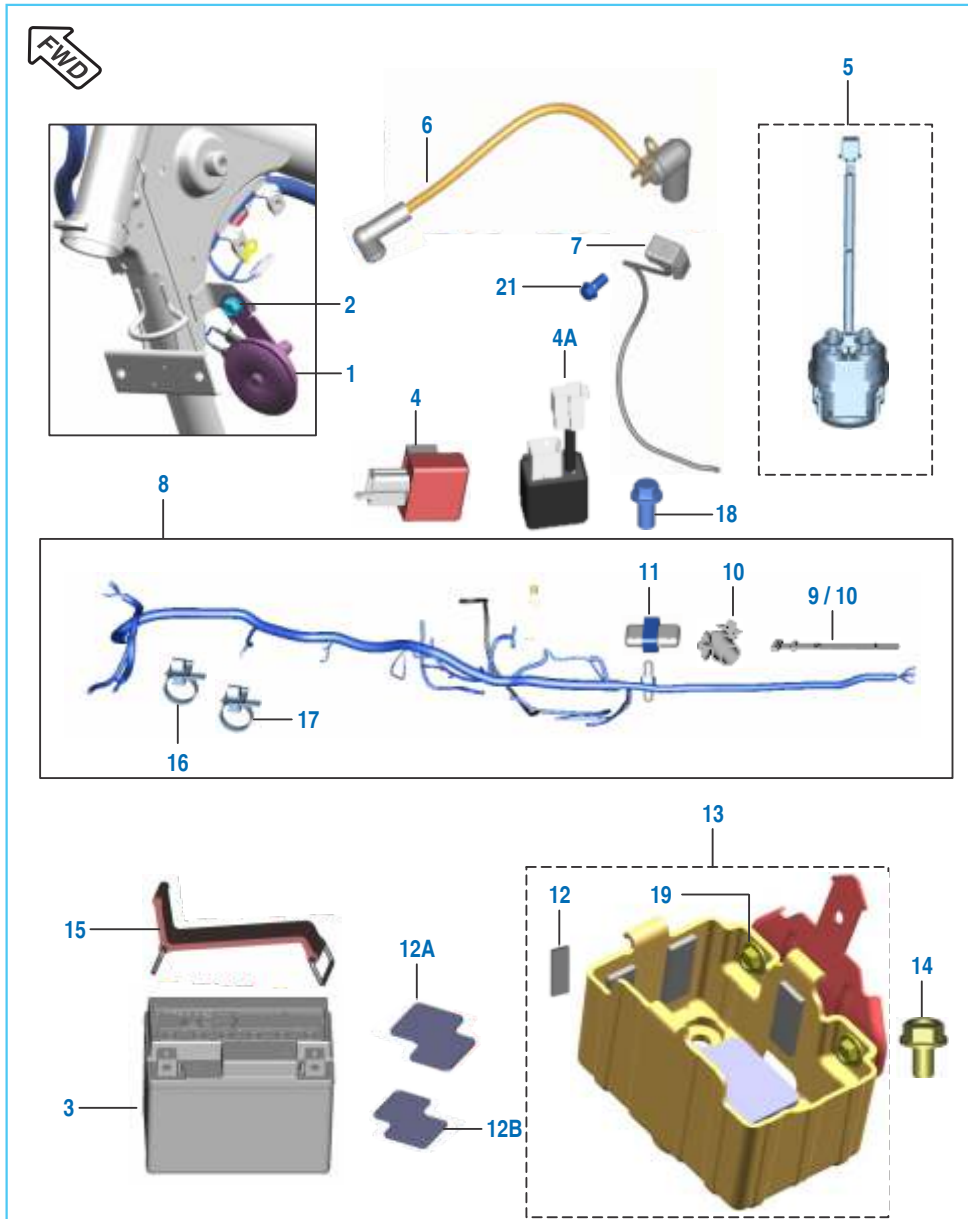
No.	Part No.	Description	Qty.		Remarks
			(ES)	(KS)	
1	JK 4010 09	FR LH Blinker Amber Lens	1	1	
2	06 2010 83	Lamp 12V-10W	4	4	
	GH 2010 12	Lamp 12V-10W	4	4	Platina 100UG Aug. 17
3	KC GA10 10	Nut-Hex-Flanged	2	2	
4	JK 4010 10	FR RH Blinker Amber Lens	1	1	
5	KC GF10 10	Nut - Hex Flanged	2	2	
6	JK 4010 07	RR LH Blinker Amber Lens	1	1	
	DJ 2012 06	Blinker RR LH With 2 P Coupler	1	1	Platina 100UG Aug. 17
7	JK 4010 08	RR RH Blinker Amber Lens	1	1	
	DJ 2012 07	Blinker RR RH With 2 P Coupler	1	1	Platina 100UG Aug. 17

Tail Lamp Assly / Number Plate



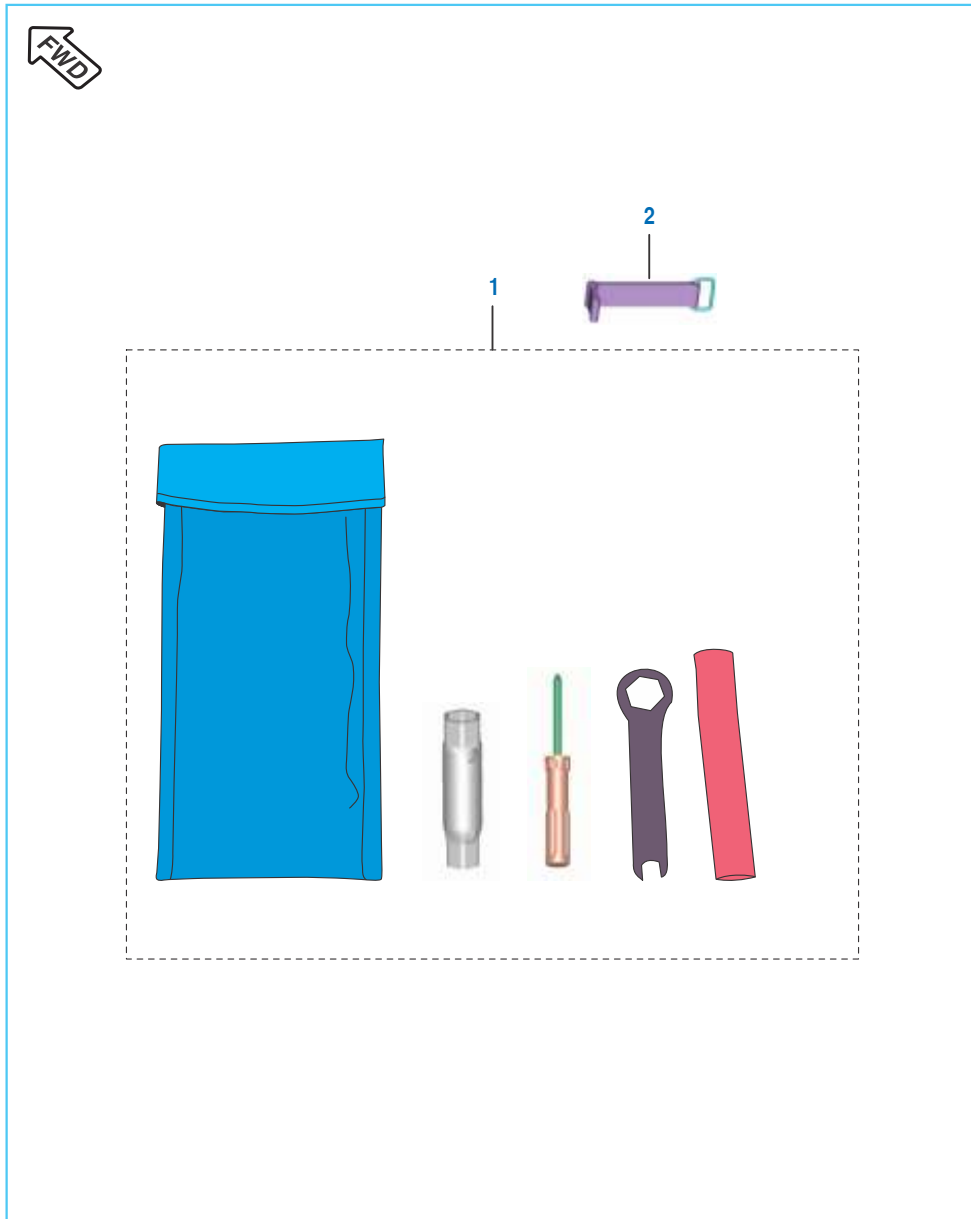
No.	Part No.	Description	Qty.		Remarks
			(ES)	(KS)	
1	YD Z050 05	Tail Lamp Without Bulb.	1	1	
2	YD Z050 06	Tail Lamp Wire Holder Assembly	1	1	
3	31 2010 28	Bulb 10/5W	1	1	
4	DD 2010 11	Damper	3	3	
5	DZ 2010 15	Collar Assy	3	3	
6	DP 2010 44	Washer	3	3	
7	KC GD06 06	Nut Hex Flanged	3	5	
8	DJ 1610 72	Bracket-Rear Number Plate	1	1	
9	DP 1611 45	Plate -No.:RR1	1	1	
10	JZ 2328 05	Foam Rear Number Plate	1	1	
	JW 2326 00	Foam number plate	1	1	For CBS Model
11	DD 2010 02	Reflector Reflex	1	1	
	JG 4010 36	Reflector Reflex	1	1	Platina 100UG Aug. 17
12	39 2484 15	Nut Flange - M5	1	1	
13	DP 1810 21	Bracket - Number Plate	1	1	
14	KA DF06 16	Bolt	4	2	
15	DP 1611 44	Front No. Plate	1	1	
16	KD BA05 12	Washer Plain	2	2	
17	KB UA05 10	Screw Truss	2	2	
18	KA DA06 10	Bolt Flanged	2	2	
19	DZ 2010 16	Light assembly tail with lamp	1	1	For CBS Model

Electrical Equipments



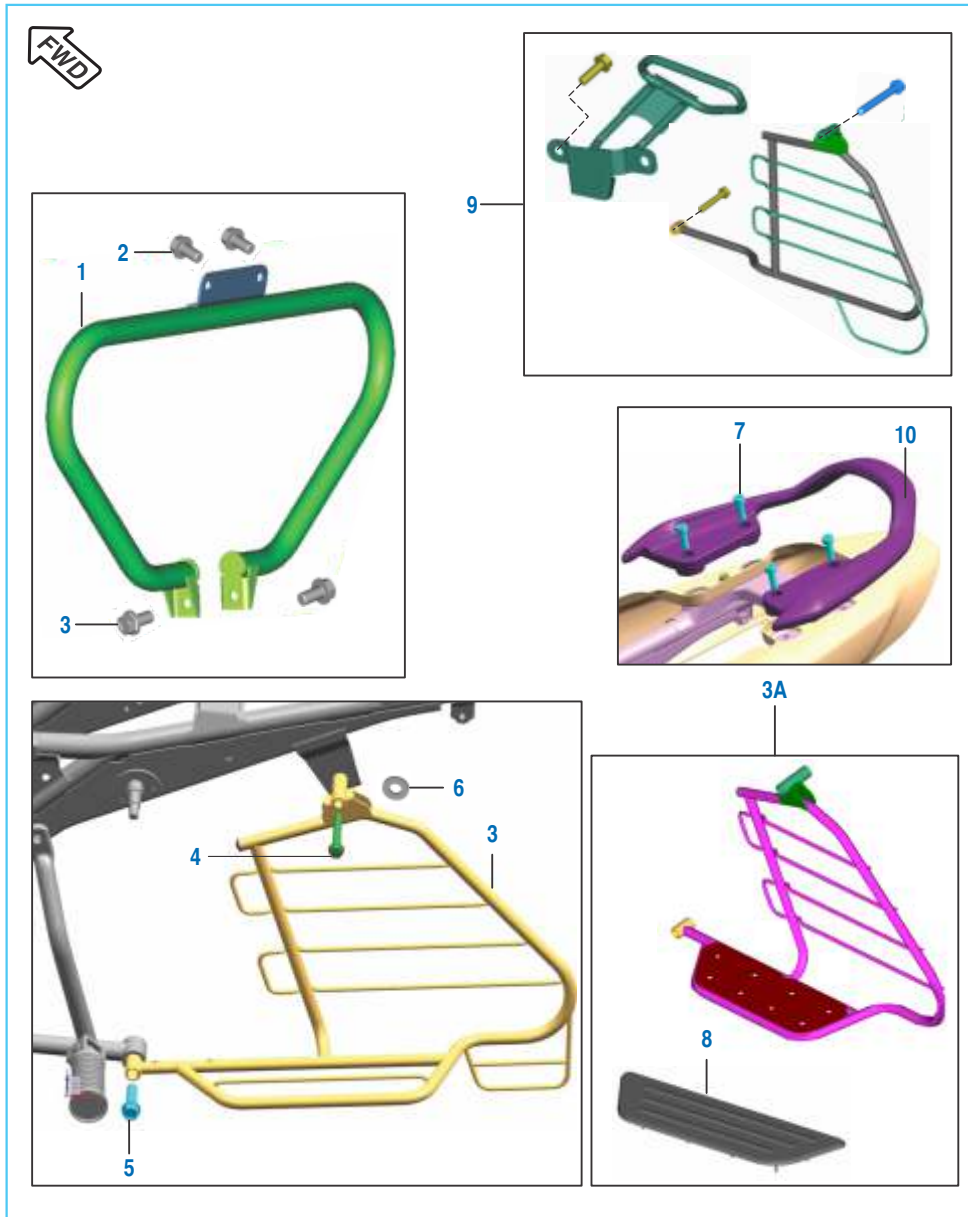
No.	Part No.	Description	Qty.		Remarks
			(ES)	(KS)	
1	JZ 4016 00	DC Horn	1	1	
2	KA DD08 14	Bolt Flanged	1	1	
3	PA 4018 10	Battery 3Ah VRLA	1	1	Not Supplied in spares
	31 2010 27	Battery	--	1	
4	DS 2010 25	Assy D C Flasher	1	1	
4A	JL 4020 04	Light Control Module	1	--	BS IV (AHO)
5	JN 3516 04	Starter Relay-with Grommet	1	1	
6	PF 4022 24	Cable Assy St Relay-Motor	1	1	
7	PF 4022 23	Cable Assy Battery-Earth	1	1	
8	PF 4022 20	Harness Wiring - ES	1	--	
	PF 4022 29	Harness Wiring - ES	1	--	Comfortec (June 16)
	PF 4022 18	Harness Wiring - KS	--	1	
	PF 4022 31	Harness Wiring - KS	--	1	Comfortec (June 16)
	PF 4022 37	Harness Wiring - ES	1	--	BS IV (AHO)
	JK 4022 13	Harness Wiring	1	--	Platina 100UG Aug. 17
	PF 4022 56	Harness wiring	1	--	For CBS Model
	PF 4022 60	Harness wiring	--	1	For CBS Model
9	60 1114 05	Cable Tie Lk-Rlsbl	1	1	
10	JD 4022 17	Band (L 150)	2	2	
	JD 4022 12	Band (Length 200 mm)	2	2	Platina 100UG Aug. 17
11	DJ 2012 19	Fuse Box Assly.	1	1	
11A	GF 2010 53	Fuse 10 Amp	1	1	
12	JG 4018 08	Foam Battery	7	7	

Tool Kit



No.	Part No.	Description	Qty.		Remarks
			(ES)	(KS)	
1	PA 2310 02	Tool Kit	1	1	Not Serviceable in Spare
2	DP 2210 11	Band	2	2	

Accessories / Grab Handle



Front Wheel Direction

No.	Part No.	Description	Qty.		Remarks
			(ES)	(KS)	
1	PA 2312 11	Leg Guard	1	1	
2	KA DF08 16	Bolt Flange	2	4	
3	PF 2312 04	Guard Sari	1	1	
3A	52 PF07 73	Saree Gaurd With Pad	1	1	Comfortec (June 16)
4	LA D000 48	Bolt Flange	1	1	
5	LA D001 31	Bolt Flange	1	1	
6	39 1540 11	Washer	1	1	
7	KA CA08 22	Bolt Master KAC	4	4	
8	PF 2312 05	Pad Saree Gaurd	1	1	Comfortec (June 16)
9	36 PF01 29	Kit Saree Guard + Grab + Fitting	1	1	Refer Kit List
10	PF 2314 13	Grab	1	1	For CBS Model

Painted Parts and Decals



No.	Part No.	Description	Qty.		Remarks
			(ES)	(KS)	
1	52 PF03 38	Fuel Tank Ebony Blk. W. Decal	1	1	
	52 PF03 36	Fuel Tank Candy Red W. Decal	1	1	
	52 PF03 37	Fuel Tank EI Blue W. Decal	1	1	
	52 PF03 75	Fuel Tank Silver Gray	1	1	
	52 PF07 42	Fuel Tank Elec Blue Wh Dkl	1	1	Comfortec (June 16)
	52 PF07 41	Fuel Tank Ebony Blk Wh Dkl	1	1	Comfortec (June 16)
	52 PF07 40	Fuel Tank Flame Red Wh Dkl	1	1	Comfortec (June 16)
	52 PF09 14	Tank Flame Red With Decal	1	1	Comfortec BSIV
	52 PF09 15	Tank Ebony Black Wh Decal	1	1	Comfortec BSIV
	52 PF09 16	Tank Electron Blue Wh Dkl	1	1	Comfortec BSIV
2	52 PF03 35	Front Fender Ebony Blk With Br	1	1	
	52 PF03 33	Front Fender Candy Red With Br	1	1	
	52 PF03 34	Front Fender EI Blue With Br	1	1	
	56 PF77 3F	Front Fender Flame Red	1	1	
3	52 PF03 29	Fairing Ebony Blk Wh Decal	1	1	
	52 PF03 27	Fairing Candy Red Wh Decal	1	1	
	52 PF03 28	Fairing EI Blue Wh Decal	1	1	
	52 PF03 69	Fairing Silver Gray	1	1	
	52 PF07 27	Fairing Ele Blue Wh Decal	1	1	Comfortec (June 16)
	52 PF07 26	Fairing Ebony Blk Wh Decal	1	1	Comfortec (June 16)
	52 PF06 22	Fairing Flame Red With Dcl	1	1	Comfortec (June 16)
4	52 PF03 26	Seat Cwl S/A Ebony Blk Wh Dcl	1	--	
	52 PF03 24	Seat Cwl S/A Candy Red Wh Dcl	1	--	
	52 PF03 25	Seat Cwl S/A EI Blue With Dcl	1	--	
	52 PF03 73	Seat Cwl S/A Silver Gray	1	--	
	52 PF07 36	Seat Cowl Elec Blue With Dcl	1	1	Comfortec (June 16)
	52 PF07 35	Seat Cowl Ebony Blk With Dcl	1	1	Comfortec (June 16)
	52 PF07 34	Seat Cowl Flame Red With Dcl	1	1	Comfortec (June 16)
	5	52 PF03 17	Side Cvr Lh S/A Ebony Blk	1	1
52 PF03 15	Side Cvr Lh S/A Candy Red	1	1		
52 PF03 16	Side Cvr Lh S/A EI Blue	1	1		
52 PF03 67	Side Cvr Lh S/A Silver Gray	1	1		
52 PF07 30	Side Cvr Lh EI Blue With Dcl	1	1	Comfortec (June 16)	
52 PF07 29	Side Cvr Lh Eb Blk With Dcl	1	1	Comfortec (June 16)	
52 PF07 28	Side Cvr Lh FI Red With Dcl	1	1	Comfortec (June 16)	

Painted Parts and Decals



No.	Part No.	Description	Qty.		Remarks
			(ES)	(KS)	
6	52 PF03 20	Side Cvr Rh Ebny Blk Wh Dcl	1	1	
	52 PF03 18	Side Cvr Rh Cndy Red Wh Dcl	1	1	
	52 PF03 19	Side Cvr Rh EI Blue Wh Dcl	1	1	
	52 PF03 68	S/A Silver Gray	1	1	
	52 Pf07 33	Side Cvr Rh EI Blue With Dcl	1	1	Comfortec (June 16)
	52 Pf07 32	Side Cvr Rh Eb Blk With Dcl	1	1	Comfortec (June 16)
	52 Pf07 31	Side Cvr RH S/a FI Red With Dcl	1	1	Comfortec (June 16)
7	36 PF00 51	Kit Fairing Dcl E Black	1	1	
	36 PF00 49	Kit Fairing Dcl C Red	1	1	
	36 PF00 50	Kit Fairing Dcl Electron Blue	1	1	
	36 PF00 89	Kit Fairing Dcl EI Blue	1	1	Comfortec (June 16)
	36 PF00 90	Kit Fairing Dcl E BI	1	1	Comfortec (June 16)
	36 PF00 91	Kit Fairing Dcl FI Red	1	1	Comfortec (June 16)
	8	36 PF00 54	Kit Tank Decal E Black	1	1
36 PF00 52		Kit Tank Decal C Red	1	1	
36 PF00 53		Kit Tank Decal Electron Blue	1	1	
36 PF00 92		Kit Tank Dcl EI Blue	1	1	Comfortec (June 16)
36 PF00 93		Kit Tank Dcl E BI	1	1	Comfortec (June 16)
36 PF00 94		Kit Tank Dcl FI Red	1	1	Comfortec (June 16)
9		36 PF00 57	Kit S Cover Dcl-E Black	1	1
	36 PF00 55	Kit S Cover Dcl-C Red	1	1	
	36 PF00 56	Kit S Cover Dcl-EI Blue	1	1	
	36 PF00 95	Kit S Cover Dcl EI Blue	1	1	Comfortec (June 16)
	36 PF00 96	Kit S Cover Dcl E BI	1	1	Comfortec (June 16)
	36 PF00 97	Kit S Cover Dcl FI Red	1	1	Comfortec (June 16)
	10	36 PF00 60	Kit S Cowl Dcl-E Black	1	--
36 PF00 58		Kit S Cowl Dcl-C Red	1	--	
36 PF00 59		Kit S Cowl Dcl-EI Blue	1	--	
36 PF00 63		Kit S Cowl Dcl-E Black	--	1	
36 PF00 64		Kit S Cowl Dcl-C Red	--	1	
36 PF00 65		Kit S Cowl Dcl-EI Blue	--	1	
36 PF00 98		Kit Seat C Dcl EI Blue-ks	--	1	Comfortec (June 16)
36 PF00 99		Kit Seat C Dcl E Black-ks	--	1	Comfortec (June 16)
36 PF01 00		Kit Seat C Dcl FI Red-ks	--	1	Comfortec (June 16)
36 PF01 01		Kit Seat C Dcl EI Blue	1	--	Comfortec (June 16)

Painted Parts and Decals



No.	Part No.	Description	Qty.		Remarks
			(ES)	(KS)	
	36 PF01 02	Kit Seat C Dcl E Black	1	--	Comfortec (June 16)
	36 PF01 03	Kit Seat C Dcl FI Red	1	--	Comfortec (June 16)
11	PF 2314 13	Grab	1	1	
12	52 PF03 58	Seat Cwl S/A Ebony Blk Wh Dcl	--	1	
	52 PF03 59	Seat Cwl S/A Candy Red Wh Dcl	--	1	
	52 PF03 60	Seat Cwl S/A EI Blue Wh Dcl	--	1	
	52 PF03 74	Seat Cwl S/A Silver Gray	--	1	
13	PF 2331 10	Bajaj 'B' Fairing Monogram Blue	1	1	
	PF 2331 11	Bajaj 'B' Fairing Monogram Black	1	1	
	PF 2331 27	Bajaj 'B' Fairing Monogram Red	1	1	Comfortec (June 16)
14	PF 2331 76	Decal Fork Pipe	2	2	Comfortec (June 16)

Painted Parts and Decals - Platina 100 BS IV UG



No.	Part No.	Description	Qty.		Remarks
			(ES)	(KS)	
1	52 PF11 64	Fuel Tank Electron Blue WH Dcl	1	1	
	52 PF11 65	Fuel Tank Ebony Black WH Dcl	1	1	
	52 PF11 66	Fuel Tank C. Wine Red WH Dcl	1	1	
2	52 PF03 34	Front Fender EI Blue With Br	1	1	
	52 PF03 35	Front Fender Ebony Blk With Br	1	1	
	56 PF77 2V	Fr Fender (PF181420) C. Wine Rd	1	1	
3	52 PF11 48	Seat Cowl Electron Blue WH Dcl	1	-	
	52 PF11 54	Seat Cowl Ebony Black WH Dcl	1	-	
	52 PF11 60	Seat Cowl C. Wine Red WH Dcl	1	-	
	52 PF18 61	Seat Cowl Electron Blue WH Dcl	-	1	
	52 PF18 63	Seat Cowl Ebony Black WH Dcl	-	1	
	52 PF18 65	Seat Cowl C. Wine Red WH Dcl	-	1	
4	PF 2332 12	Side Cover LH Decal	1	1	For CBS Model
	PF 2332 14	Side Cover LH Decal	1	1	For CBS Model
	PF 2332 16	Side Cover LH Decal	1	1	For CBS Model
5	PF 2332 13	Side Cover RH Decal	1	1	For CBS Model
	PF 2332 15	Side Cover RH Decal	1	1	For CBS Model
	PF 2332 17	Side Cover RH Decal	1	1	For CBS Model
6	52 PF11 46	Sd Cvr LH Electron Blue WH Dcl	1	1	
	52 PF11 52	Sd Cvr LH Ebony Black WH Dcl	1	1	
	52 PF11 58	Sd Cvr LH C. Wine Red WH Dcl	1	1	



Painted Parts and Decals - Platina 100 BS IV UG

No.	Part No.	Description	Qty.		Remarks
			(ES)	(KS)	
7	52 PF11 47	Sd Cover RH Elect Blue WH Dcl	1	1	
	52 PF11 53	Sd Cover RH Ebony Blk WH Dcl	1	1	
	52 PF11 59	Sd Cover RH C. Wine Rd WH Dcl	1	1	
8	36 PF01 19	Kit Fairing Decal Blue	1	1	
	36 PF01 20	Kit Fairing Decal Black	1	1	
	36 PF01 21	Kit Fairing Decal Red	1	1	
9	36 PF01 22	Kit Tank Decal Blue	1	1	
	36 PF01 23	Kit Tank Decal Black	1	1	
	36 PF01 24	Kit Tank Decal Red	1	1	
10	36 PF01 25	Kit Seat Cowl Decal Blue	1	-	
	36 PF01 26	Kit Seat Cowl Decal Black Red	1	-	
	36 PF01 27	Kit Seat Cowl Decal Red	1	-	
	36 PF01 50	Kit Seat Cowl Decal Blue	-	1	
	36 PF01 51	Kit Seat Cowl Decal Black Red	-	1	
	36 PF01 52	Kit Seat Cowl Decal Red	-	1	
11	52 PF11 50	Cowling With Electron Blue Dcl	1	-	
	52 PF11 56	Cowling With Ebony Black Red	1	-	
	52 PF11 62	Cowling With C. Wine Red Dcl	1	-	
12	PA 2335 09	Decal anti skid	2	2	For CBS Model

Consumable Parts



No.	Part No.	Description	Supply Unit	Application
1	36 0010 61 83 0204 11 83 0203 34	Bajaj Genuine Oil 10W50 Bajaj Genuine Oil 10W30* Bajaj Genuine Oil 20W50* (BGO to be ordered to HPCL)	1.5 Ltr. 1 Ltr. 1 Ltr.	Dominar 400 100cc Models 125cc and above models
2	36 0010 58	Bajaj Coolant Koolex*	1 Ltr.	Coolant Top-up/Replace
3	36 DH40 61	Brake Fluid DOT4	100 ml	Disc Brake Top-up/Replace
4	36 DH40 52	Silicon grease	3 gm	Caliper Pin
5	83 0204 73 36 DK00 45	Grease Petamo GHY 441 Grease Molycoat	3 gm 200 gm	Water Pump Seals For Starter Clutch Lubrication
6	36 0010 52 36 JL01 81	HP Lithon RR Grease Limaplex HTX 3 Grease	10 gm 10 gm	Steering Race Steering Race
7	83 0201 73	Multi Purpose Grease* (Local Purchase)	--	Lubrication of Clutch Lever, Brake Lever, Brake Pedal & Side Stand
8	36 0010 55	Chain Lubricant HP Make	1 kg	Non - Sealed Chain Lubrication
9	36 0010 62	Liquid gasket L5910	50 ml	Crankcase Joining
10	36 3140 04 36 JG00 87	Fork oil Fork oil 480 ml (Dominar UG)	160 ml 480 ml	Front Fork Top-up/Replace\ Front Fork Top-up/Replace\ Sealed Drive Chain
11	36 DH40 29	Kit Spray Chain Lub	100 ml	Sealed Drive Chain
12	36 DH40 71	Wonderfill Chain Spray	100 ml	Sealed Drive Chain

* Marked items to be arrange from vendor or local market. Not applicable against chassis number.

<p>13</p> 	<p>14</p> 	<p>15</p> 
<p>16</p> 	<p>17</p> 	<p>18</p> 
<p>19</p> 	<p>20</p> 	<p>21</p> 
<p>22</p> 	<p>23</p> 	<p>24</p> 

Consumable Parts

No.	Part No.	Description	Supply Unit	Application
13	36 DH40 72	Rust Remover Spray Make - Zorric 88 & Wonder fill easiner	100 ml	For Removing Rust from Components
14	76 0109 36	Loctite Thread locker 243*	50 ml	For Screws & Bolts
15	76 0109 37	Loctite retaining compound 638*	50 ml	For Screws & Bolts
16	37 0043 52	Touch up paint slate grey*	440 ml	Touch up of Frame, Swing Arm & Step Holder
17	37 0043 53	Touch up paint Matte Silk black*	440 ml	Touch up of Grab Handle, Handle Bar & Handle Holder
18	36 0010 60	Kibatsu touch up paint*	400 cc	Touch up of Cylinder head, Block & Alloy Wheels
19	37 2240 18	Paint Bottle Schwartz Black*	--	P-200NS Frame Touch-up
20	75 6802 36 NA	Petroleum Jelly (Local Purchase) Distilled Water (Local Purchase)	-- 1 Ltr.	For Battery Terminals For Battery Level Top-up
21	NA	SAE 90 oil (Local Purchase)	-	
22	62 3050 84	WD40 Spray (Local Purchase)	400 ml	Electrical Contact Cleaning Spray
23	36 0010 56	Carburetor Cleaning Spray*		For Cleaning Carburetor
24	37 2540 39	Corrosion Protection Spray* Proto quick LTP902 (To be ordered on Vendor)	--	For Preventing vehicle parts from rusting

* Marked items to be arrange from vendor or local market. Not applicable against chassis number.

Kit List



Sr No	Kit Part No.	Kit Description	Consisting of Following Parts		
			Part No.	Description	Qty/Kit
1.	36PF0044	Kit Asly Cyl Head-PI B104D	PF511054	Cylinder Head Complete B104D	1
			JA511028	Stud M8X1.25X45L	1
			39262921	O-Ring	1
			39128321	O Ring	2
2.	36PF0045	Kit Block Piston B104D	PF521022	Cylinder Block B104D	1
			PF521210	Assembly Piston B104D	1
3.	36PF0046	Clutch Cover-B104D	PF541219	Cover Clutch B104D	1
			31101064	Plug	2
			JB541201	Jet Clutch Cover Disco M	1
			BA102004	Plug	1
4.	36PF0061	Cam Chain Guide	JE521019	Guide Cam Chain Tight D102C	1
			JE541016	Guide Cam Chain Slack Side D102C	1
5.	36PF0042	Kit Jet Platina-B104D	JB581225	Jet Needle	1
			JB581282	Needle Jet New Seting Disco-M	1
			JB581280	Holder Jn New Seting Disco-M	1
				Jet Main # 80	1
			JB581281	Jet Comp New Seting Disco-M	1
6.	36PF0043	Kit Chain Case-PI B104D	PF181217	Case Chain Upper	1
			PF181218	Chain Case Lower	1
			PF181219	Rubber Cap	1
7.	36PF0047	Valve Repair Kit B104D	JD511203	Seat Valve Spring	2
			39201719	Seal Valve Stem	2
			JE511240	Spring Valve D106A	2
			JD511205	Retainer Valve Spring	2
			DG101029	Cotter Valve	4
8.	36PF0048	Valve Kit B104D	PF511204	Valve Intake B104D	1

Kit List



Sr No	Kit Part No.	Kit Description	Consisting of Following Parts		
			Part No.	Description	Qty/Kit
			PF511205	Valve Exhaust B104D	1
9.	36PF0062	Piston Ring Set	JB521207	Ring Compression Top	1
			PF521215	Ring Compression 2Nd	1
			PF521204	Ring Oil Control	1
10.	36PF0049	Kit Fairing Dcl-C Red	PF233027	Fairing Decal Lh Candy Red	1
			PF233028	Fairing Decal Rh Candy Red	1
11.	36PF0050	Kit Fairing Dcl-EI Blue	PF233029	Fairing Decal Lh EI Blue	1
			PF233030	Fairing Decal Rh EI Blue	1
12.	36PF0051	Kit Fairing Dcl-E Black	PF233031	Fairing Decal Lh Ebony Black	1
			PF233032	Fairing Decal Rh Ebony Black	1
13.	36PF0052	Kit Tank Dcl-C Red	PF233033	Tank Decal Lh Candy Red	1
			PF233034	Tank Decal Rh Candy Red	1
14.	36PF0053	Kit Tank Dcl-EI Blue	PF233035	Tank Decal Lh EI Blue	1
			PF233036	Tank Decal Rh EI Blue	1
15.	36PF0054	Kit Tank Dcl-E Black	PF233037	Tank Decal Lh Ebony Black	1
			PF233038	Tank Decal Rh Ebony Black	1
16.	36PF0055	Kit S Cover Dcl-C Red	PF233039	Cover Side Decal Lh Candy Red	1
			PF233040	Cover Side Decal Rh Candy Red	1
17.	36PF0056	Kit S Cover Dcl-EI Blue	PF233041	Cover Side Decal Lh EI Blue	1
			PF233042	Cover Side Decal Rh EI Blue	1
18.	36PF0057	Kit S Cover Dcl-E Black	PF233043	Cover Side Decal Lh Ebony Black	1
			PF233044	Cover Side Decal Rh Ebony Black	1

Kit List



Sr No	Kit Part No.	Kit Description	Consisting of Following Parts		
			Part No.	Description	Qty/Kit
19.	36PF0058	Kit S Cowl Dcl-C Red	PF233045	Cowl Seat Up Decal Lh Candy Red	1
			PF233046	Cowl Seat Up Decal Rh Candy Red	1
			PF233047	Cowl Seat Lr Decal Lh Candy Red	1
			PF233048	Cowl Seat Lr Decal Rh Candy Red	1
20.	36PF0059	Kit S Cowl Dcl-EI Blue	PF233049	Cowl Seat Up Decal Lh EI Blue	1
			PF233050	Cowl Seat Up Decal Rh EI Blue	1
			PF233051	Cowl Seat Lr Decal Lh EI Blue	1
			PF233052	Cowl Seat Lr Decal Rh EI Blue	1
21.	36PF0060	Kit Cowl Dcl-E Black	PF233053	Cowl Seat Up Decal Lh Ebn Black	1
			PF233054	Cowl Seat Up Decal Rh Ebn Black	1
			PF233055	Cowl Seat Lr Decal Lh Ebn Black	1
			PF233056	Cowl Seat Lr Decal Rh Ebn Black	1
22.	36JB0022	Kit Air Screw (Mod)	JB581275	Screw Adjuster	1
			JB581240	O-Ring	1
			JB581244	Sping Compr Coil	1
			JB581245	Plain Washer	1
			JB581246	O- Ring	1
23.	36PA0013	Idling Screw Kit	JB581241	Screw Stop	1
			JB581240	O-Ring	1
			JB581242	Spring Compr	1
24.	36PA0014	Throttle Valve Kit	JB581265	Valve Throttle	1
			JB581235	Bar Clip	1
			JZ581206	Collar Magnet Holder	1
			JB581249	Spring Compr	1
25.	36PA0108	Carb. Gasket-'O' Ring Kit	PA581220	Gasket Float Chamber	1
			JB581239	Top Gasket	1
			JB581240	O-Ring	3
			JB581269	O-Ring 24X26 (Eng Side)	1

Kit List



Sr No	Kit Part No.	Kit Description	Consisting of Following Parts		
			Part No.	Description	Qty/Kit
26.	PF541237	Assembly Magneto Cover	PF541238	Cover Magneto B104D	1
			JA541005	Bush Bendix	1
			PF541249	Label Magneto Cover B104D	1
27.	PF232603	Lock Kit	DU201056	Switch - Ignition	1
			DF201246	Key Set	1
			30141050	Rotor	1
			31161171	Lock For Side Cover	1
28.	PF541029	Assembly Crankcase Lh	39171519	Oil Seal 22X35X7	1
			39256220	Needle Roller Brg.	1
			PF541030	Crankcase Lh B104D	1
			PF541044	Insert Crankcase Lh B104D	1
			59200036	6203 Hn3 C3 Ball Bearing	1
			JA541036	Plug (Oil Control)	1
			DH101264	Gasket Neutral Switch(T1.5)	1
			31201081	Switch Complete	1
			JA541005	Bush Bendix	1
39219019	Oil Seal	1			
29.	PF541031	Assembly Crankcase Rh	PF541018	Bushing Drum Bm150 4 Spd	1
			DH101380	Screw Pan Head(M6X12)	1
			JA541014	Bolt Shift Change	1
			JA541011	Needle Roller Bearing Hk1212	1
			PF541032	Crankcase Rh B104D	1
			PF541045	Insert Crankcase Rh B104D	1
			JA541015	Stud Inhibitor Mounting	1
			59200036	6203 Hn3 C3 Ball Bearing	1
			JA541010	Stopper Plate Input Bearing	1
			31101064	Plug	1
JA541012	Guide Kick	1			
39196404	Bolt-Flanged-Small	2			
JE541028	Pin K11	1			

Kit List



Sr No	Kit Part No.	Kit Description	Consisting of Following Parts		
			Part No.	Description	Qty/Kit
30.	36JE0024	Kit Friction Plate	JE551410	Plate Clutch Friction - D102C	5
31.	36PA0123	Chain Sprocket Kit	PA141013	Sprocket Hub (43T)	1
			JB551000	Sprocket Output(14T)	1
			PA141011	Chain 120 Link - 420 Series	1
32.	36JZ0132	Starter Clutch Repair	DJ101109	Bush For Spring Starter	5
			DH101163	Roller Clutch(Dia 12X10)	5
33.	36DK0077	Kit For Starter Clutch	DK101596	Spring Starter Clutch	5
34.	36DU1007	Boss Kick Set - Ct 100	30101233	Boss	1
			30101234	Spring	1
			30101236	Ball - Steel	1
			30101235	Pin	1
			39085517	Circlip :- E-Type	1
35.	36JZ0023	Kit Primary Drive&Driven	PF551401	Clutch Hsg Assly Comp (Bm100)	1
			JZ531006	Gear Primary Drive	1
36.	36JZ0103	Clutch Plate Kit	30101096	Plate - Clutch	4
37.	36PA0121	Kit Cyl Comp Fork-D105A	PA121041	Seat Pipe	1
			30181020	Piston Ring	1
			JZ121013	Cap Oil Lock	1
			DM181008	Rebound Spring	1
38.	36314005	Steering Cone Kit	DH181025	Bearing Cone	1
			DJ181115	Cage Bearing Steering	1
			DH181023	Bearing Cone (Fork)	1
			DH181026	Bearing Race	2
			36001052	Grease Lithon Rr3	1
39.	36DZ0008	Kit Gear Meter Screw	31151064	Gear - Speedometer	1
			30151041	Gear Meter Screw	1

Part Index



Sr No	Kit Part No.	Kit Description	Consisting of Following Parts		
			Part No.	Description	Qty/Kit
40.	36PF0113	FORK CYL COMPLETE	PF121082	SEAT PIPE	1
			30181020	PISTON RING	1
			JZ121013	CAP OIL LOCK	1
			DM181008	REBOUND SPRING	1
41.	36PF0112	ASSLY CYL HEAD + STUD	PF511056	CYLINDER HEAD	1
			39262921	O-RING	1
			LAJ00002	BOLT STUD-M8	2
			39128321	RING - O	1
42.	36PF0119	KIT FAIRING DECAL BLUE	PF233194	DCL Fairing LH Electron Blue	1
			PF233195	DCL Fairing RH Electron Blue	1
43.	36PF0120	KIT FAIRING DECAL BLACK	PF233196	DCL Fairing LH Ebony Black	1
			PF233197	DCL Fairing RH Ebony Black	1
44.	36PF0121	KIT FAIRING DECAL RED	PF233198	DCL Fairing LH Cocktail W Red	1
			PF233199	DCL Fairing RH Cocktail W Red	1
45.	36PF0122	KIT TANK DECAL BLUE	PF233200	DCL Tank Upper LH Electron Blue	1
			PF233201	DCL Tank Upper RH Electron Blue	1
			PF233206	DCL Tank Lower LH Electron Blue	1
			PF233207	DCL tank Lower RH Eletcron Blue	1
46.	36PF0123	KIT TANK DECAL BLACK	PF233202	DCL Tank Upper LH Ebony Black	1
			PF233203	DCL Tank Upper RH Ebony Black	1
			PF233208	DCL Tank Lower LH Ebony Black	1
			PF233209	DCL Tank Lower RH Ebony Black	1
47.	36PF0124	KIT TANK DECAL RED	PF233204	DCL Tank Up LH Cocktail W Red	1
			PF233205	DCL Tank Up RH Cocktail W Red	1
			PF233210	DCL Tank Lr LH Cocktail W Red	1
			PF233211	DCL Tank Lr RH Cocktail W Red	1

Kit List



Sr No	Kit Part No.	Kit Description	Consisting of Following Parts		
			Part No.	Description	Qty/Kit
48.	36PF0125	KIT SEAT COWL DCL BLUE	PF233218	DCL Cowl Seat LH Elect Blue	1
			PF233219	DCL Cowl Seat RH Elect Blue	1
49.	36PF0126	KIT SEAT COWL DCL Black	PF233220	DCL Cowl Seat LH Ebony Black	1
			PF233221	DCL Cowl Seat RH Ebony Black	1
50.	36PF0127	KIT SEAT COWL DCL RED	PF233222	DCL Cowl Seat LH Cocktailw Red	1
			PF233223	DCL Cowl Seat RH Cocktailw Red	1
51.	36PF0129	KIT SAREE GUARD + GRAB + FITTING	PF231415	Grab Handle Front	1
			PF231209	Guard Saree RH	1
			KADD0825	Bolt Flanged	1
			LAD00048	Bolt Flanged M8 x 1.25 x 65L	1
			LAD00131	Bolt Flanged M10 x 1.5 x L50	1
52.	36PF0150	KIT S COWL DCL BLUE	PF233274	Decal cowl seat RH	1
			PF233273	Decal cowl seat LH	1
53.	36PF0151	KIT S COWL DCL EB RED	PF233276	Decal cowl seat RH ebony	1
			PF233275	Decal cowl seat LH ebony	1
54.	36PF0152	KIT S COWL DCL CW RED	PF233272	Decal cowl seat RH C W Red	1
			PF233271	Decal cowl seat LH C W Red	1

Part Index



Sr No	Kit Part No.	Kit Description	Consisting of Following Parts		
			Part No.	Description	Qty/Kit

Parts Index



Part Number	Figure No.	Page No.	Part Number	Figure No.	Page No.
06 2010 83	2	116	30 1910 38	9	86
14 1510 21	4	74	30 2110 05	15	100
14 1510 21	19	78	31 1011 73	6	14
16 1510 66	1	72	31 1510 04	2	74
22 1502 41	14	28	31 1510 04	3	78
28 1012 14	9	38	31 1510 07	10	74
30 1010 96	5	36	31 1510 07	17	78
30 1011 42	18	32	31 1510 07	13	80
30 1410 28	6	100	31 1510 07	14	84
30 1410 32	4	100	31 1510 11	12	74
30 1410 39	19	102	31 1510 11	14	78
30 1510 04	12	74	31 1510 14	19	76
30 1510 05	23	84	31 1510 14	20	78
30 1510 32	2	74	31 1510 18	5	80
30 1510 33	4	74	31 1510 18	9	84
30 1510 38	13	74	31 1510 18	12	84
30 1510 38	12	78	31 1510 21	6	80
30 1510 38	16	80	31 1510 21	10	84
30 1510 38	17	84	31 1510 24	16	84
30 1510 41	26	76	31 1510 29	10A	80
30 1510 69	11	74	31 1510 29	3	84
30 1510 69	16	78	31 1510 37	18	82
30 1510 69	14	80	31 1510 37	18	84
30 1510 69	13	84	31 1811 08	6B	96
30 1510 96	16	86	31 2010 27	3	120
30 1511 18	21	78	31 2010 28	3	118
30 1611 57	4	68	31 2010 79	12	86
30 1710 22	11	62	31 2010 81	7	24
30 1810 11	2	58	33 1410 08	11	100
30 1810 25	4	96	36 0010 52	7	58
30 1810 26	5	96	36 0010 52	6	138
30 1810 29	10	96	36 0010 55	8	138

Parts Index



Part Number	Figure No.	Page No.	Part Number	Figure No.	Page No.
36 0010 56	23	140	36 PA01 23	2	80
36 0010 58	2	138	36 PA01 52	1	84
36 0010 60	18	140	36 PA01 52	2	80
36 0010 61	1	138	36 PF00 42	2	40
36 0010 62	9	138	36 PF00 43	1	112
36 3140 04	10	138	36 PF00 44	1	6
36 3140 05	3	58	36 PF00 45	1	12
36 DH40 29	11	138	36 PF00 46	1	30
36 DH40 52	4	138	36 PF00 47	2	8
36 DH40 61	3	138	36 PF00 48	1	8
36 DH40 71	12	138	36 PF00 49	7	130
36 DH40 72	13	140	36 PF00 50	7	130
36 DK00 17	21	88	36 PF00 51	7	130
36 DK00 45	5	138	36 PF00 52	8	130
36 DK00 76	6	48	36 PF00 53	8	130
36 DU10 07	11	28	36 PF00 54	8	130
36 DU40 76	1	8	36 PF00 55	9	130
36 DZ00 08	18	76	36 PF00 56	9	130
36 DZ00 08	4	78	36 PF00 57	9	130
36 JB00 22	3	40	36 PF00 58	10	130
36 JE00 24	6	36	36 PF00 59	10	130
36 JG00 87	10	138	36 PF00 60	10	130
36 JK00 66	26	94	36 PF00 61	9	10
36 JL01 81	6	138	36 PF00 62	5	12
36 JV00 06	2	8	36 PF00 63	10	130
36 JZ00 23	3	36	36 PF00 64	10	130
36 JZ01 32	5	48	36 PF00 65	10	130
36 JZ01 99	5	36	36 PF00 86	6	36
36 PA00 13	4	40	36 PF00 87	5	36
36 PA00 14	5	40	36 PF00 88	3	36
36 PA01 08	6	40	36 PF00 89	7	130
36 PA01 21	7	96	36 PF00 90	7	130

Parts Index



Part Number	Figure No.	Page No.
36 PF00 91	7	130
36 PF00 92	8	130
36 PF00 93	8	130
36 PF00 94	8	130
36 PF00 95	9	130
36 PF00 96	9	130
36 PF00 97	9	130
36 PF00 98	10	130
36 PF00 99	10	130
36 PF01 00	10	130
36 PF01 01	10	130
36 PF01 02	10	132
36 PF01 03	10	132
36 PF01 12	1	6
36 PF01 13	7	96
36 PF01 19	8	136
36 PF01 20	8	136
36 PF01 21	8	136
36 PF01 22	9	136
36 PF01 23	9	136
36 PF01 24	9	136
36 PF01 25	10	136
36 PF01 26	10	136
36 PF01 27	10	136
36 PF01 29	9	126
36 PF01 31	3	42
36 PF01 32	1	6
36 PF01 50	10	136
36 PF01 51	10	136
36 PF01 52	10	136
37 0043 52	16	140
37 0043 53	17	140

Part Number	Figure No.	Page No.
37 2240 18	19	140
37 2540 39	24	140
39 0198 11	10	86
39 0199 11	22	88
39 0242 11	20	76
39 0242 11	23	78
39 0248 11	26	78
39 0292 15	18	60
39 0422 15	9	68
39 0454 11	10	60
39 0553 02	11	60
39 0594 17	2	10
39 0694 15	19	86
39 0711 11	17	60
39 0714 11	21	84
39 0738 17	3	28
39 0740 11	8	100
39 0743 01	3	54
39 0775 04	9	78
39 0775 04	19	84
39 0781 11	2	60
39 0784 08	12	62
39 0789 12	17	86
39 0789 12	14	96
39 0794 15	12	80
39 0794 15	4	84
39 0798 15	15	78
39 0798 15	27	84
39 0807 08	14	86
39 0808 08	11	86
39 0840 01	25	78
39 0900 12	24	76

Parts Index



Part Number	Figure No.	Page No.
39 0900 12	24	78
39 0939 15	16	60
39 0980 04	10	38
39 0987 17	4	16
39 0988 15	21	82
39 0988 15	8	84
39 0992 06	7	18
39 0993 11	6	28
39 0999 06	11	24
39 0999 06	4	26
39 0999 06	4	34
39 1000 06	2	12
39 1001 20	14	38
39 1013 21	23	76
39 1013 21	18	78
39 1041 19	10	30
39 1062 04	18	122
39 1074 04	3	92
39 1181 01	15	96
39 1211 11	6	104
39 1225 15	6	56
39 1283 21	4	6
39 1336 15	5	60
39 1364 20	3	80
39 1508 11	6	112
39 1510 11	7	74
39 1540 11	18	86
39 1540 11	6	126
39 1671 21	6A	30
39 1673 04	13	10
39 1673 04	5	30
39 1715 19	3	24

Part Number	Figure No.	Page No.
39 1789 24	1	104
39 1902 04	8	20
39 1902 04	23	94
39 1943 04	18	52
39 1964 04	9	22
39 1981 04	20	16
39 2017 19	3	8
39 2179 24	3	100
39 2190 19	6	24
39 2249 15	20	94
39 2295 15	2	46
39 2366 15	6	60
39 2408 17	8	28
39 2484 15	12	118
39 2492 11	9	46
39 2539 21	10	6
39 2562 20	4	24
39 2600 11	3A	36
39 2608 01	3	6
39 2629 21	5	6
39 2669 21	14	10
39 2682 20	4	80
39 2726 12	4	60
39 2764 15	19	60
52 JA00 28	13	38
52 JA00 29	7	22
52 PF03 15	5	128
52 PF03 16	5	128
52 PF03 17	5	128
52 PF03 18	6	130
52 PF03 19	6	130
52 PF03 20	6	130

Parts Index



Part Number	Figure No.	Page No.	Part Number	Figure No.	Page No.
52 PF03 24	4	128	52 Pf07 33	6	130
52 PF03 25	4	128	52 PF07 34	4	128
52 PF03 26	4	128	52 PF07 35	4	128
52 PF03 27	3	128	52 PF07 36	4	128
52 PF03 28	3	128	52 PF07 40	1	128
52 PF03 29	3	128	52 PF07 41	1	128
52 PF03 33	2	128	52 PF07 42	1	128
52 PF03 34	2	128	52 PF07 61	1	30
52 PF03 34	2	134	52 PF07 62	1	34
52 PF03 35	2	128	52 PF07 73	3A	126
52 PF03 35	2	134	52 PF07 82	1	34
52 PF03 36	1	128	52 PF09 14	1	128
52 PF03 37	1	128	52 PF09 15	1	128
52 PF03 38	1	128	52 PF09 16	1	128
52 PF03 58	12	132	52 PF11 46	6	134
52 PF03 59	12	132	52 PF11 47	7	136
52 PF03 60	12	132	52 PF11 48	3	134
52 PF03 67	5	128	52 PF11 50	11	136
52 PF03 68	6	130	52 PF11 52	6	134
52 PF03 69	3	128	52 PF11 53	7	136
52 PF03 73	4	128	52 PF11 54	3	134
52 PF03 74	12	132	52 PF11 56	11	136
52 PF03 75	1	128	52 PF11 58	6	134
52 PF06 12	7	60	52 PF11 59	7	136
52 PF06 22	3	128	52 PF11 60	3	134
52 PF07 26	3	128	52 PF11 62	11	136
52 PF07 27	3	128	52 PF11 64	1	134
52 PF07 28	5	128	52 PF11 65	1	134
52 PF07 29	5	128	52 PF11 66	1	134
52 PF07 30	5	128	52 PF18 61	3	134
52 Pf07 31	6	130	52 PF18 63	3	134
52 Pf07 32	6	130	52 PF18 65	3	134

Parts Index



Part Number	Figure No.	Page No.	Part Number	Figure No.	Page No.
56 PF1X 6E	7	30	CB 1010 22	4	8
56 PF77 2V	2	134	CF 1110 19	17	52
56 PF77 3F	2	128	CL 2010 23	13	114
59 0400 06	12	96	CM 2010 54	11	106
59 0400 38	2	2	CM 2010 54	10	108
59 0400 38	12	24	CS 1011 28	11	10
59 0400 38	4	30	DD 1010 62	3	10
59 0400 38	2	34	DD 1010 97	12	28
59 1100 08	4	14	DD 1110 11	12	50
59 1200 03	3	14	DD 1110 12	10	50
59 1500 03	23	82	DD 1110 18	17	52
59 1500 03	22	84	DD 1110 48	11	50
59 1500 14	2	14	DD 1211 81	8	30
59 2000 36	4	22	DD 1412 27	9	100
59 2000 36	2	24	DD 1510 08	14	76
59 2100 23	16	24	DD 1510 08	10	78
59 2100 24	17	16	DD 1510 09	17	76
60 1114 05	9	120	DD 1510 09	7	78
60 1114 15	16	122	DD 1610 78	3	86
60 1114 17	17	122	DD 1810 32	6	96
62 3050 84	22	140	DD 1911 42	25A	94
75 6802 36	20	140	DD 1911 48	6	92
76 0109 36	14	140	DD 2010 02	11	118
76 0109 37	15	140	DD 2010 11	4	118
83 0201 73	7	138	DD 2011 70	27	94
83 0203 34	1	138	DF 1411 28	17	100
83 0204 11	1	138	DF 1510 03	2	78
83 0204 73	5	138	DF 1611 02	7	68
AL 2414 81	12	90	DF 1810 91	14	92
AP 1012 55	2	100	DF 1810 92	15	92
BF 5612 19	4	20	DG 1010 29	4	8
CB 1010 09	3	8	DG 1013 39	10	20

Parts Index



Part Number	Figure No.	Page No.	Part Number	Figure No.	Page No.
DG 1210 03	9	4	DJ 1811 04	9	96
DG 1210 25	13	42	DJ 1811 15	4	58
DG 1210 40	8	2	DJ 2011 08	19	94
DG 1210 40	11	42	DJ 2011 73	10	66
DG 1410 19	14	100	DJ 2012 06	6	116
DG 1510 22	9	72	DJ 2012 07	7	116
DG 1611 18	3	104	DJ 2012 19	11	120
DG 1611 21	2	104	DJ 2210 03	11	92
DG 1611 24	3	68	DJ 2210 04	12	92
DG 1612 24	4	62	DK 1013 86	7	10
DG 1710 25	3	60	DK 1015 96	9	48
DH 1010 48	6	10	DK 1016 05	7	48
DH 1011 63	8	48	DK 1016 10	8	46
DH 1013 01	6	46	DK 2010 49	6	58
DH 1013 80	6	22	DK 2110 07	4	54
DH 1013 80	10	24	DL 1510 14	18A	76
DH 1013 80	7	50	DL 1910 13	7	92
DH 1013 82	11	48	DM 1210 14	21	44
DH 1013 92	10	10	DM 1510 25	2	70
DH 1013 95	5	46	DM 1510 25	5	72
DH 1015 09	11	20	DM 1510 28	5	70
DH 1017 84	8	24	DM 1510 28	7	72
DH 1023 29	2	6	DM 1510 29	4	72
DH 1110 13	15	52	DM 1810 10	20	98
DH 1110 15	13	52	DP 1210 25	8	2
DH 1210 38	14	42	DP 1410 20	13	100
DH 1510 29	20	86	DP 1610 94	16	42
DH 1610 66	8	68	DP 1611 44	15	118
DH 1611 21	5	68	DP 1611 45	9	118
DH 1810 14	5	58	DP 1611 63	10	62
DJ 1610 69	4	66	DP 1611 70	14	62
DJ 1610 72	8	118	DP 1710 06	8	60

Parts Index



Part Number	Figure No.	Page No.	Part Number	Figure No.	Page No.
DP 1810 21	5	114	DU 1510 05	6	78
DP 1810 21	13	118	DU 1510 09	11	84
DP 1810 40	10	114	DU 1510 11	12	60
DP 1810 41	9	114	DU 1510 12	13	60
DP 2010 44	6	118	DU 1510 18	8	72
DP 2210 11	2	124	DU 1510 25	2	72
DS 1011 17	4	28	DU 1510 25	10	72
DS 1011 54	7	14	DU 1510 26	3	72
DS 1012 15	11	30	DU 1510 26	11	72
DS 1013 55	20	16	DU 1510 31	8	78
DS 1099 05	8	10	DU 1510 34	4	70
DS 1211 26	12	42	DU 1510 44	14	76
DS 1410 09	1	100	DU 1510 58	4	90
DS 1510 49	3	70	DU 1611 02	8	104
DS 1510 49	6	72	DU 1611 19	10	104
DS 1510 53	6	70	DU 1612 81	3	66
DS 1510 53	12	72	DU 1811 08	6A	96
DS 1510 90	17	80	DU 1910 29	14	106
DS 1510 91	17	76	DU 2011 08	1	114
DS 1510 94	16	76	DU 2011 10	14	114
DS 1510 94	20	82	DU 2011 11	15	114
DS 1510 95	15	76	DX 1510 10	10	80
DS 1611 25	3	66	DX 1510 10	2	84
DS 1612 24	9	66	DX 1510 81	6	84
DS 1810 12	11	96	DX 1910 09	25	94
DS 1810 15	16	98	DZ 1410 40	7	100
DS 1810 16	24	98	DZ 1410 75	12	100
DS 1910 52	8	92	DZ 1510 03	26	82
DS 2010 25	4	120	DZ 1510 03	28	84
DT 1812 65	4	104	DZ 1510 12	5	74
DU 1011 90	5	8	DZ 1510 12	11	78
DU 1012 13	19	16	DZ 1510 14	5	74

Parts Index



Part Number	Figure No.	Page No.	Part Number	Figure No.	Page No.
DZ 1510 25	9	74	JA 1316 07	25A	94
DZ 1510 27	13	78	JA 5112 11	6	8
DZ 1510 27	9	74	JA 5112 16	4	10
DZ 1510 30	9	74	JA 5310 12	8	14
DZ 1510 32	6	74	JA 5310 15	5	14
DZ 1510 32	8	86	JA 5410 05	5	24
DZ 1510 44	9	80	JA 5410 05	5	34
DZ 1510 45	9	80	JA 5410 10	5	22
DZ 1710 09	9	60	JA 5410 11	3	22
DZ 1910 14	4	110	JA 5410 12	8	22
DZ 1910 19	4	110	JA 5410 16	3	26
DZ 1910 25	10	106	JA 5410 21	15	24
DZ 1910 28	12	106	JA 5410 28	6	50
DZ 2010 02	5	100	JA 5412 11	14	30
DZ 2010 15	5	118	JA 5412 12	15	30
DZ 2010 16	19	118	JA 5412 25	13	30
DZ 2010 19	5	100	JA 5412 35	10	22
DZ 2010 44	5	92	JA 5412 36	16	32
FD 1010 78	2	26	JA 5412 37	17	32
FD 1810 19	16	94	JA 5510 02	3	16
FD 1810 20	18	94	JA 5510 04	7	16
FD 1810 30	4	92	JA 5510 08	15	16
FD 1810 31	13	92	JA 5510 09	16	16
GF 2010 53	11A	120	JA 5514 06	2	36
GH 2010 12	2	116	JA 5514 20	12	38
GL 1810 99	23	64	JA 5610 02	5	18
JA 1132 02	2	68	JA 5814 06	11	6
JA 1134 03	5	56	JA 6210 02	5	28
JA 1210 03	14	60	JA 6210 06	2	28
JA 1312 05	9	80	JA 6212 01	10	28
JA 1316 06	21	76	JA 6212 06	13	28
JA 1316 06	22	78	JB 1220 11	22	82

Parts Index



Part Number	Figure No.	Page No.	Part Number	Figure No.	Page No.
JB 1312 23	15	80	JD 1610 02	6	86
JB 1312 23	15	84	JD 1610 06	7	86
JB 1312 24	19	82	JD 3512 06	14	52
JB 1812 39	3	112	JD 4022 12	10	120
JB 4014 00	1	92	JD 4022 17	24	94
JB 4022 02	7	12	JD 4022 17	10	120
JB 5110 11	5	2	JD 5210 02	3	12
JB 5110 15	6	2	JD 5610 04	3	18
JB 5110 19	7	6	JD 5610 11	6	18
JB 5310 21	9	14	JE 5110 67	5	4
JB 5412 24	6	34	JE 5210 16	12	10
JB 5510 00	18	16	JE 5310 01	2A	14
JB 5514 06	8	36	JE 5410 28	11	22
JB 5514 08	4	36	JE 5410 38	17	24
JB 5710 05	1	26	JE 5410 42	5	50
JB 5710 06	5	26	JE 5412 13	16	32
JB 5812 29	7	40	JE 5412 14	17	32
JB 5812 30	8	40	JE 5514 09	11	38
JB 5812 37	12	40	JE 5910 02	3	46
JB 5812 56	9	40	JE 6210 03	9	28
JB 5812 57	13	40	JE 6210 04	9A	28
JB 5812 58	13	40	JG 1312 20	10	24
JB 5812 59	15	40	JG 1312 20	19	52
JB 5812 60	11	40	JG 1710 29	6	44
JB 5812 72	12	6	JG 1710 86	10	44
JB 5910 59	7	46	JG 1812 59	5	112
JB 5910 68	6	46	JG 4010 36	11	118
JC 1910 06	24	88	JG 4018 08	12	120
JC 2010 09	13	114	JG 5710 24	13	24
JD 1138 14	13	4	JH 1610 35	21A	88
JD 1138 15	12	4	JH 1610 38	14	90
JD 1410 03	1	80	JH 1710 17	6	100

Parts Index



Part Number	Figure No.	Page No.	Part Number	Figure No.	Page No.
JH 1710 45	23	102	JK 1910 05	5	54
JH 1710 48	4	44	JK 4010 07	6	116
JH 1710 49	21	102	JK 4010 08	7	116
JH 1716 02	18	44	JK 4010 09	1	116
JH 5210 07	3	12	JK 4010 10	4	116
JH 5612 00	6	20	JK 4010 25	16	114
JH 5614 04	10	20	JK 4022 13	8	120
JH 5822 00	1	4	JK 4024 11	4	108
JK 1130 08	13	62	JL 1711 01	8	44
JK 1210 07	17	98	JL 1711 02	11	44
JK 1210 08	19	98	JL 1812 19	5	104
JK 1210 09	18	98	JL 4018 01	15	122
JK 1210 24	1	96	JL 4020 04	4A	120
JK 1220 02	12	60	JL 5412 27	12	30
JK 1220 04	13	60	JL 5810 66	2	4
JK 1220 12	7	60	JN 3516 04	5	120
JK 1310 15	5	74	JP 5412 08	6	34
JK 1310 16	22	76	JV 5110 11	4	2
JK 1310 18	25	76	JV 5110 12	3	2
JK 1310 23	5	74	JV 5110 13	1	2
JK 1310 24	14	76	JV 5412 08	2	30
JK 1310 25	12	74	JW 1710 16	17	114
JK 1310 26	1	70	JW 2326 00	10	118
JK 1310 37	1	70	JW 3514 00	4	12
JK 1312 03	26	82	JW 5410 05	2	30
JK 1312 18	26	82	JW 5612 06	2	20
JK 1312 19	24	82	JW 5612 08	3	20
JK 1318 07	6	74	JW 5910 28	5	46
JK 1812 46	12	114	JW 5910 30	7	46
JK 1812 47	1	108	JY 1138 42	15	44
JK 1812 57	8	114	JY 1710 69	2	44
JK 1814 12	11	66	JY 1710 70	13	44

Parts Index



Part Number	Figure No.	Page No.	Part Number	Figure No.	Page No.
JY 1710 77	1	44	KA DD08 14	2	120
JY 1710 90	16	44	KA DD08 20	7	62
JY 5810 28	8	4	KA DD08 22	15	62
JY 5810 28	23	42	KA DF06 10	7	66
JZ 1112 92	10	58	KA DF06 12	7	104
JZ 1132 05	5	68	KA DF06 14	17	42
JZ 1132 09	5	68	KA DF06 14	8	66
JZ 1310 42	1	70	KA DF06 16	16	52
JZ 1610 19	2	86	KA DF06 16	6	114
JZ 1710 20	20	102	KA DF06 16	14	118
JZ 1710 21	22	102	KA DF06 25	2	66
JZ 1710 55	20	44	KA DF06 25	16	100
JZ 1711 24	3	104	KA DF06 30	11	4
JZ 1718 29	10	100	KA DF08 16	5	86
JZ 2316 00	11	92	KA DF08 16	2	126
JZ 2316 01	12	92	KA DF08 85	5	56
JZ 2328 05	10	118	KA DF08 D0	4	56
JZ 4014 03	10	92	KA DT06 25	28	94
JZ 4014 08	5	92	KA ED06 12	21	122
JZ 4016 00	1	120	KA ED06 20	13	10
JZ 5412 14	7	30	KA ED06 25	19	82
JZ 5512 05	13	16	KA ED06 55	18	24
JZ 5610 02	4	18	KA EG06 14	6	4
JZ 5614 15	9A	20	KB AB06 08	8	50
KA CA08 22	7	126	KB BA04 08	25	76
KA DA06 10	18	118	KB BC06 08	8	50
KA DA06 10	14	122	KB CA06 20	3	54
KA DA06 30	11	4	KB CC05 14	5	110
KA DC05 18	6	110	KB RA42 16	2	114
KA DC06 10	3	112	KB RA48 19	21	42
KA DD06 12	7	104	KB UA05 10	17	118
KA DD06 25	10	38	KB UA06 16	2	106

Parts Index



Part Number	Figure No.	Page No.	Part Number	Figure No.	Page No.
KB UA06 16	2	108	KP BB63 00	5	78
KC BA18 11	21	82	KP BB63 01	7A	84
KC GA06 06	14	4	KP BC60 04	8	80
KC GA06 06	13	106	KP BC60 04	5	84
KC GA08 08	9	56	KP BF62 03	4	22
KC GA10 10	3	116	KP BF62 03	2	24
KC GD06 06	7	118	LA A000 49	15	90
KC GF08 08	3	56	LA C000 52	5	50
KC GF10 10	5	116	LA D000 01	3	56
KD AA04 08	2A	114	LA D000 11	4	48
KD AA12 22	15	60	LA D000 48	8	56
KD AB06 11	5	90	LA D000 48	4	126
KD BA05 12	16	118	LA D001 21	4	56
KD BA06 13	3	106	LA D001 26	5	62
KD BA06 13	3	108	LA D001 27	4	112
KD BA08 18	4	86	LA D001 27	19	122
KD CB08 16	6	62	LA D001 31	5	126
KD DB04 08	24	76	LA D001 48	15	62
KD DB08 15	6	62	LA E000 05	5	30
KD DB08 15	14	96	LA E000 15	9	22
KD DB08 15	15	96	LA J000 02	6	6
KD DB10 18	4	60	LB B000 06	2	100
KD DB10 18	17	86	LC G000 01	2	56
KH AA20 18	11	86	LC J000 01	8	74
KH AA25 20	12	62	LC L000 01	6	56
KH AA32 35	6	68	LD A000 43	3	100
KH BA08 28	14	86	LD B000 44	5	20
KJ AC18 24	5	6	LD B000 75	17	90
KP BB62 00	3	74	LD F000 01	10	48
KP BB62 00	1	78	LE A000 03	6	90
KP BB62 01	7B	84	LE A000 03	18	90
KP BB63 00	1	74	LJ A000 04	14	24

Parts Index



Part Number	Figure No.	Page No.	Part Number	Figure No.	Page No.
NA	20	140	PF 1111 15	1	58
NA	21	140	PF 1111 65	1	58
PA 1134 16	1	56	PF 1130 12	1	62
PA 1134 17	1A	56	PF 1130 13	2	62
PA 1210 42	8	96	PF 1130 14	8	62
PA 1310 03	19	76	PF 1130 16	9	62
PA 1312 04	4	70	PF 1130 28	3	62
PA 1610 04	13	86	PF 1130 32	17	64
PA 1610 05	23	88	PF 1130 32	8	62
PA 1610 06	1	86	PF 1130 33	16	64
PA 1612 07	6	54	PF 1130 33	9	62
PA 1612 08	1	110	PF 1130 36	20	64
PA 1612 11	2	54	PF 1130 37	8A	62
PA 1612 17	4	110	PF 1130 38	9A	62
PA 2310 02	1	124	PF 1130 44	18	64
PA 2312 11	1	126	PF 1130 45	19	64
PA 2335 09	12	136	PF 1130 46	21	64
PA 4018 10	3	120	PF 1130 47	22	64
PA 5212 14	6	12	PF 1130 63	9A	62
PA 5510 02	1	16	PF 1130 64	2	62
PA 5512 05	14	16	PF 1132 03	1	68
PA 5512 06	12	16	PF 1132 06	1A	68
PA 5512 07	2	16	PF 1134 03	7	56
PA 5810 53	15	42	PF 1138 01	3	90
PA 5812 21	10	40	PF 1210 43	1	96
PA 5812 24	8	6	PF 1210 57	2	96
PA 6210 05	7	28	PF 1210 64	3	96
PD 1710 29	19	44	PF 1210 74	9	96
PD 1716 16	5	44	PF 1210 76	13	96
PF 1110 60	1	58	PF 1210 79	17	94
PF 1110 92	8	58	PF 1210 86	2	96
PF 1110 96	9	58	PF 1210 88	1	96

Parts Index



Part Number	Figure No.	Page No.	Part Number	Figure No.	Page No.
PF 1210 90	3	96	PF 1610 32	10	90
PF 1210 99	21	98	PF 1610 33	11	90
PF 1211 00	22	98	PF 1612 18	2	110
PF 1211 01	8	96	PF 1612 19	3	110
PF 1220 12	1	60	PF 1612 20	1	110
PF 1220 14	7	60	PF 1612 26	3	110
PF 1220 19	15	86	PF 1612 27	1	110
PF 1220 25	1	60	PF 1612 32	7	90
PF 1312 35	11	80	PF 1612 33	8	90
PF 1312 35	20	84	PF 1612 34	19	90
PF 1312 36	25	82	PF 1612 34	1	110
PF 1312 36	26	84	PF 1710 32	12	44
PF 1312 37	24	82	PF 1710 33	9	44
PF 1312 37	24	84	PF 1710 35	3	44
PF 1312 39	7	80	PF 1710 36	7	44
PF 1312 39	25	84	PF 1710 62	14	44
PF 1316 16	9	74	PF 1710 63	17	44
PF 1318 26	18	82	PF 1716 01	1	100
PF 1510 15	2	92	PF 1812 14	1	106
PF 1610 05	9	92	PF 1812 19	2	112
PF 1610 06	8	86	PF 1812 21	13	122
PF 1610 07	21	94	PF 1812 36	12	114
PF 1610 09	6	92	PF 1812 37	3	114
PF 1610 11	25	94	PF 1812 38	4	114
PF 1610 13	22	94	PF 1812 39	11	114
PF 1610 14	6	92	PF 1812 46	7	114
PF 1610 15	7	92	PF 1812 48	8	114
PF 1610 16	6	92	PF 1812 59	16	90
PF 1610 20	13	90	PF 1814 22	6	66
PF 1610 29	1	90	PF 1814 23	1	66
PF 1610 30	2	90	PF 1814 24	5	66
PF 1610 31	9	90	PF 1814 29	5	66

Parts Index



Part Number	Figure No.	Page No.	Part Number	Figure No.	Page No.
PF 1814 40	12	66	PF 3510 33	2	50
PF 1910 11	1	54	PF 3512 06	3	50
PF 2312 04	3	126	PF 3512 17	9	50
PF 2312 05	8	126	PF 3512 19	9A	50
PF 2314 13	10	126	PF 3512 20	3	50
PF 2314 13	11	132	PF 3516 01	3	48
PF 2326 03	26	94	PF 3516 02	3	48
PF 2326 03	18	102	PF 4014 17	5	92
PF 2326 03	9	104	PF 4018 10	12A	122
PF 2326 04	26	94	PF 4018 11	12B	122
PF 2326 06	26	94	PF 4018 12	15	122
PF 2326 06	1	100	PF 4018 14	20	122
PF 2326 06	18	102	PF 4020 00	4	50
PF 2326 06	9	104	PF 4020 01	4	50
PF 2331 10	13	132	PF 4022 18	8	120
PF 2331 11	13	132	PF 4022 20	8	120
PF 2331 27	13	132	PF 4022 23	7	120
PF 2331 76	23	98	PF 4022 24	6	120
PF 2331 76	14	132	PF 4022 29	8	120
PF 2332 12	4	134	PF 4022 31	8	120
PF 2332 13	5	134	PF 4022 37	8	120
PF 2332 14	4	134	PF 4022 56	8	120
PF 2332 15	5	134	PF 4022 60	8	120
PF 2332 16	4	134	PF 4024 12	4	106
PF 2332 17	5	134	PF 5010 37	1	22
PF 3510 04	2	50	PF 5010 40	1	22
PF 3510 13	1	50	PF 5010 45	1	22
PF 3510 15	1	50	PF 5010 56	1	22
PF 3510 17	2	50	PF 5010 58	1	22
PF 3510 24	2	50	PF 5010 71	1	22
PF 3510 25	1	50	PF 5010 71	1	34
PF 3510 28	1	50	PF 5110 61	2	6

Parts Index



Part Number	Figure No.	Page No.	Part Number	Figure No.	Page No.
PF 5112 03	5	10	PF 5514 22	10	38
PF 5112 09	1	10	PF 5514 23	9	38
PF 5112 10	1	10	PF 5514 26	7	36
PF 5212 35	6	12	PF 5514 27	8	36
PF 5310 11	1	14	PF 5514 28	4	36
PF 5410 18	2	22	PF 5514 30	1	36
PF 5410 29	1	24	PF 5514 33	7	36
PF 5410 31	1A	22	PF 5514 36	4	36
PF 5410 42	1	24	PF 5514 37	9	38
PF 5412 37	1	34	PF 5514 38	8	36
PF 5412 40	6	34	PF 5610 00	1	18
PF 5412 42	6	50	PF 5610 02	2	18
PF 5412 43	3	30	PF 5612 00	1	20
PF 5412 44	7	34	PF 5612 03	7	20
PF 5412 48	7	34	PF 5612 09	7	20
PF 5412 49	3	34	PF 5614 00	9	20
PF 5412 50	6	30	PF 5810 38	1	42
PF 5412 51	8	34	PF 5810 40	5	42
PF 5412 53	7	34	PF 5810 45	2	42
PF 5412 54	7	30	PF 5810 46	4	42
PF 5412 55	3	30	PF 5810 47	7	2
PF 5412 67	7	34	PF 5810 47	10	42
PF 5510 03	8	16	PF 5810 48	9	42
PF 5512 00	6	16	PF 5810 49	8	42
PF 5512 01	5	16	PF 5810 51	7	42
PF 5512 03	10	16	PF 5810 52	6	42
PF 5512 04	11	16	PF 5810 55	1	42
PF 5512 06	9	16	PF 5812 15	1	40
PF 5514 07	9	30	PF 5812 27	1A	40
PF 5514 11	7	36	PF 5813 09	14	40
PF 5514 12	1	36	PF 5814 10	9	6
PF 5514 13	1	36	PF 5814 11	9A	6

Parts Index



Part Number	Figure No.	Page No.	Part Number	Figure No.	Page No.
PF 5824 00	7	4	YP F190 05	6	108
PF 5824 00	22	42	YP F190 06	5	108
PF 5824 01	4	4	YP F190 07	11	108
PF 5824 02	3	4	YP F190 08	7	108
PF 5824 03	10	4	YP F190 09	9	108
PF 5824 04	4	4	YP F190 11	8	108
PF 5826 00	19	42	YP F190 12	6	108
PF 5826 01	18	42	YP F190 13	5a	108
PF 5826 02	20	42	YP F190 14	12	108
PF 5911 46	4	46	YP F190 15	12	108
PF 6210 03	1	28	YP F210 01	1	114
PF 6214 00	1	48	YP F210 02	14	114
PF 6214 02	9	24			
PF 6214 03	2	48			
YD Z050 05	1	118			
YD Z050 06	2	118			
YP F080 01	1	46			
YP F080 06	9	106			
YP F080 07	8	106			
YP F080 08	7	106			
YP F080 09	6	106			
YP F080 10	5	106			
YP F080 11	6	106			
YP F080 12	9	106			
YP F080 15	7	106			
YP F080 16	8	106			
YP F080 17	5	106			
YP F120 01	1	46			
YP F190 01	11	108			
YP F190 02	7	108			
YP F190 03	9	108			
YP F190 04	8	108			